

## CLPP1GMW CLPP1GMBK

\*See current catalogue for further detail

### Cleaning Guide:

Spraying cleaning products directly on to electrical switches or power points (sockets) is not recommended.

It is important to ensure that switches are turned off before cleaning.

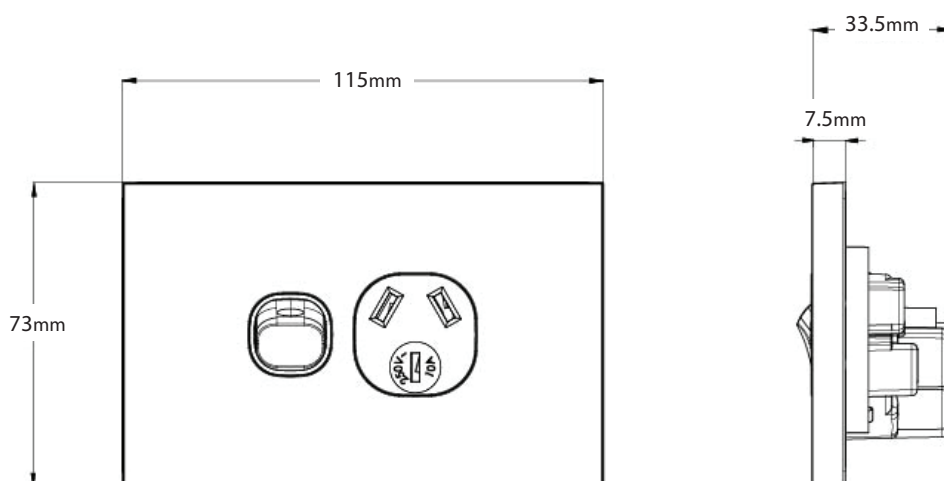
Do not use any cleaning sprays - only wipe down with damp cloth or rub with dry cloth. Do not use an abrasive cloth as it may scratch the plastic.

Do not use harsh chemical cleaners as these can break down the plastic and cause it to crack.

Do not wash the cover plates in water over 60°C.

## Clouded Leopard Range of Single Power Points

- Fits standard Australian wall boxes and mounting accessories that use 84mm mounting centres.
- Uses brass tunnel terminals that have the screws backed out for easier installation of cabling. Power point terminals have 6mm bore to suit 4 x 2.5mm<sup>2</sup> cable. Switch terminals have 4.1mm suit 4 x 1.5mm<sup>2</sup>.
- Combination head screws for the socket terminals.
- Uses 'Cat Flap' screw covers for IP rating mounting screws.
- Dolly indicator colour green.
- Socket outlets approved to AS/NZS3112.
- Typical example of size seen below:



Catalogue Number	Description
CLPP1GMW	Power Point Switched 1 Gang, 10A 250V~ Matt White
CLPP1GMBK	Power Point Switched 1 Gang, 10A 250V~ Matt Black

When ordering MATT BLACK replace "MW" (Matt White) with "MBK" at end of catalogue number, ie CLPP2GMW to CLPP2GMBK.

**MEERKAT** 

MEERKAT Rocker Switch Mechanisms are used for all switch plates. Please refer to Meerkat Rocker Mech Matrix for range compatibility.

**Certification Number:**  
GMA-500349-EA

**GSM Electrical (Australia) Pty Ltd**  
Level 2, 142-144 Fullarton Road, Rose Park SA 5067  
P: 1300 301 838 F: 1300 301 778 E: service@gsme.com.au  
[www.gsme.com.au](http://www.gsme.com.au)



Data Specification Sheet  
February 2021

**CLPP2GMW**  
**CLPP2GMBK**  
**CLPPSW2GMW**  
**CLPPSW2GMBK**  
**CLPPV2GMW**  
**CLPPV2GMBK**

\*See current catalogue for further detail

#### Cleaning Guide:

Spraying cleaning products directly on to electrical switches or power points (sockets) is not recommended.

It is important to ensure that switches are turned off before cleaning.

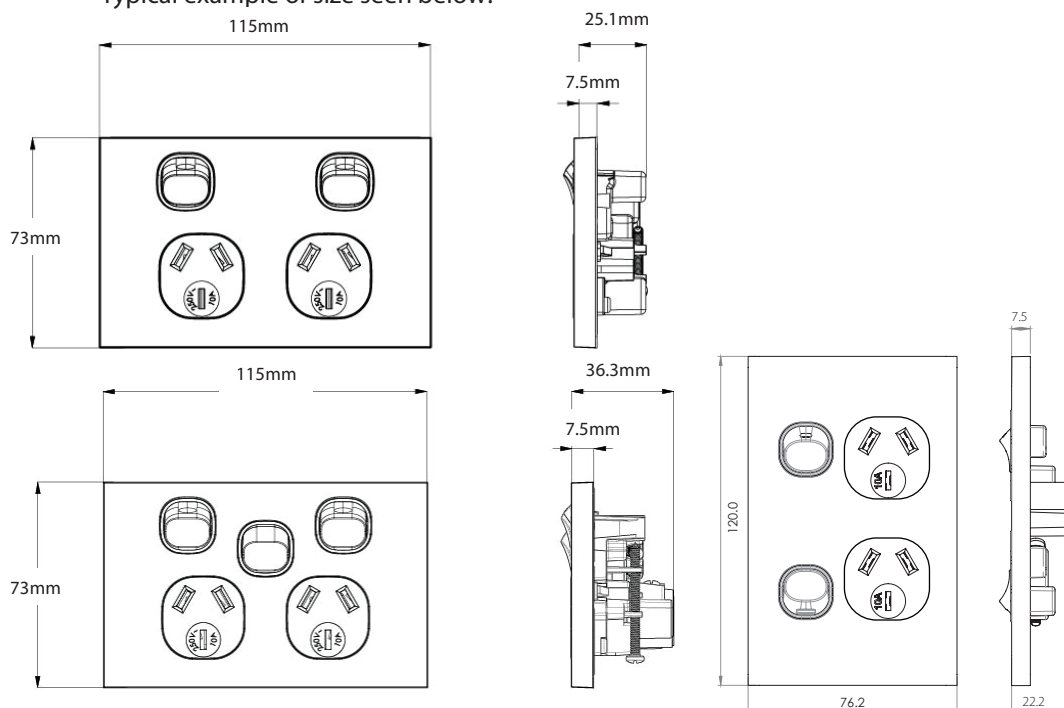
Do not use any cleaning sprays - only wipe down with damp cloth or rub with dry cloth. Do not use an abrasive cloth as it may scratch the plastic.

Do not use harsh chemical cleaners as these can break down the plastic and cause it to crack.

Do not wash the cover plates in water over 60°C.

## Clouded Leopard Range of Double Power Points

- Fits standard Australian wall boxes and mounting accessories that use 84mm mounting centres
- Uses brass tunnel terminals that have the screws backed out for easier installation of cabling. Power point terminals have 6mm bore to suit 4 x 2.5mm<sup>2</sup> cable. Switch terminals have 4.1mm suit 4 x 1.5mm<sup>2</sup>
- Combination head screws for the socket terminals
- Uses 'Cat Flap' screw covers for IP rating mounting screws
- Dolly indicator colour green
- Socket outlets approved to AS/NZS3112
- Typical example of size seen below:



Catalogue Number	Description
CLPP2GMW	Power Point Switched 2 Gang, 10A 250V~ Matt White
CLPPSW2GMW	Power Point Switched 2 Gang, 10A 250V~ with Extra Switch 16AX/20A Matt White
CLPP2GMBK	Power Point Switched 2 Gang, 10A 250V~ Matt Black
CLPPSW2GMBK	Power Point Switched 2 Gang, 10A 250V~ with Extra Switch 16AX/20A Matt Black
CLPP2VGMW	Power Point Vertical Switched 2 Gang 10A 250V~ Matt White
CLPPV2GMBK	Power Point Vertical Switched 2 Gang 10A 250V~ Matt Black

**MEERKAT** 

**MEERKAT Rocker Switch Mechanisms** are used for all switch plates. Please refer to Meerkat Rocker Mech Matrix for range compatibility.

#### Certification Number:

GMA-500348-EA / GMA-500347-EA

#### GSM Electrical (Australia) Pty Ltd

Level 2, 142-144 Fullarton Road, Rose Park SA 5067

P: 1300 301 838 F: 1300 301 778 E: service@gsme.com.au

[www.gsme.com.au](http://www.gsme.com.au)



Data Specification Sheet  
November 2022

**CLSWDPOV45MW**  
**CLSWDPOV45MBK**  
**CLSWDPOV45MWH**  
**CLSWDPOV45MBKH**

\*See current catalogue for further detail

#### Cleaning Guide:

Spraying cleaning products directly on to electrical switches or power points (sockets) is not recommended.

It is important to ensure that switches are turned off before cleaning.

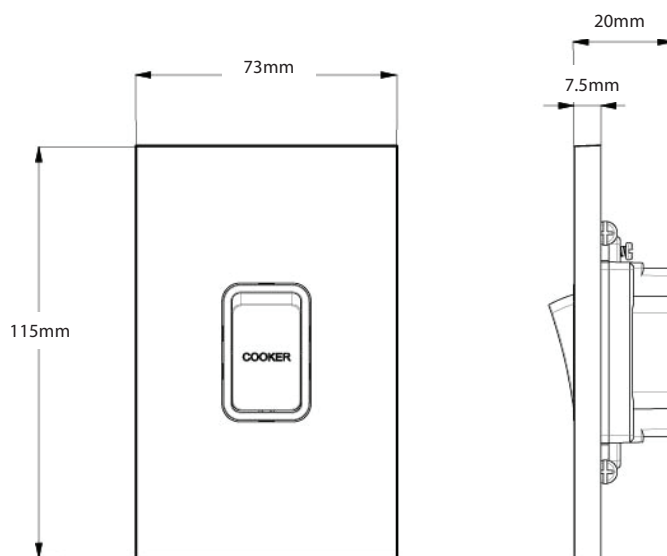
Do not use any cleaning sprays - only wipe down with damp cloth or rub with dry cloth. Do not use an abrasive cloth as it may scratch the plastic.

Do not use harsh chemical cleaners as these can break down the plastic and cause it to crack.

Do not wash the cover plates in water over 60°C.

## Clouded Leopard Oven Switches

- 45A 250V~, Double Pole
- Includes looping terminals
- Terminal bore 5.8mm diameter
- Standard colour is white. Colours available: Matt White, Matt Black - please check availability
- Switch approved in accordance with AS/NZS60669-1



Catalogue Number	Description
CLSWDPOV45MW	Switch Oven 45A 250V~ Double Pole, Matt White
CLSWDPOV45MWH	Switch Oven 45A 250V~ Double Pole, Matt Black, Horizontal
CLSWDPOV45MBK	Switch Oven 45A 250V~ Double Pole, Matt White
CLSWDPOV45MBKH	Switch Oven 45A 250V~ Double Pole, Matt Black, Horizontal

When ordering MATT BLACK replace "MW" (Matt White) with "MBK" at end of catalogue number, ie CLPP2GMW to CLPP2GMBK.

**Certification Number:** GMA-502679

**GSM Electrical (Australia) Pty Ltd**

Level 2, 142-144 Fullarton Road, Rose Park SA 5067

P: 1300 301 838 F: 1300 301 778 E: service@gsme.com.au

[www.gsme.com.au](http://www.gsme.com.au)



Data Specification Sheet  
February 2021

**Vertical Switches**

CLSWV1GMW  
CLSWV2GMW  
CLSWV3GMW  
CLSWV4GMW  
CLSWV5GMW  
CLSWV6GMW

**Horizontal Switches**

CLSW1GMW  
CLSW2GMW  
CLSW3GMW  
CLSW4GMW  
CLSW5GMW  
CLSW6GMW

**Switch Plates (Less Mechs)**

CLSWPV1GMW  
CLSWPV2GMW  
CLSWPV3GMW  
CLSWPV4GMW  
CLSWPV5GMW  
CLSWPV6GMW  
CLSWPVXGMW

\*See current catalogue for further detail

**Note:** MESWCMW and MESWCMBK rocker switch mechanisms used in conjunction with Clouded Leopard plates.

**Cleaning Guide:**

Spraying cleaning products directly on to electrical switches or power points (sockets) is not recommended.

It is important to ensure that switches are turned off before cleaning.

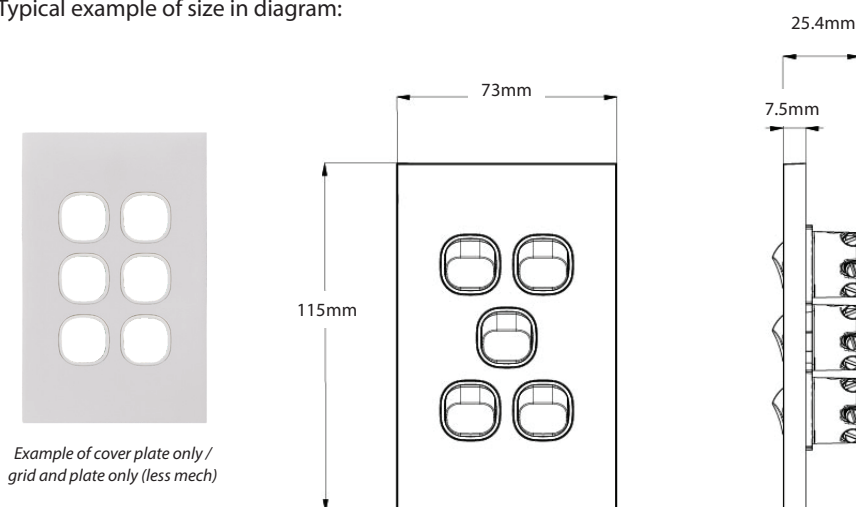
Do not use any cleaning sprays - only wipe down with damp cloth or rub with dry cloth. Do not use an abrasive cloth as it may scratch the plastic.

Do not use harsh chemical cleaners as these can break down the plastic and cause it to crack.

Do not wash the cover plates in water over 60°C.

## Clouded Leopard Range of Switch Plates

- Switches are rated 16AX/20A 250V~ and approved to AS/NZS60669-1
- Fits standard Australian wall boxes and mounting accessories that use 84mm mounting centres
- Uses brass tunnel terminals that have the screws backed out for easier installation of cabling. Switches are two way with looping terminal and suit 4 x 1.5mm<sup>2</sup> cabling with 4.1mm bore.
- Slotted head screws for the terminals
- Uses 'Cat Flap' screw covers for IP rating or mounting screws
- Plates suit Trader Meerkat MESWC mechs, including TV and Data; and Clipsal 30 Style\* mechs and accessories
- Typical example of size in diagram:



Catalogue No.	Description
CLSWV1GMW	Switch Vertical 1 Gang, 16AX/20A 250V~ Matt White
CLSWV2GMW	Switch Vertical 2 Gang, 16AX/20A 250V~ Matt White
CLSWV3GMW	Switch Vertical 3 Gang, 16AX/20A 250V~ Matt White
CLSWV4GMW	Switch Vertical 4 Gang, 16AX/20A 250V~ Matt White
CLSWV5GMW	Switch Vertical 5 Gang, 16AX/20A 250V~ Matt White
CLSWV6GMW	Switch Vertical 6 Gang, 16AX/20A 250V~ Matt White
CLSW1GMW	Switch Horizontal 1 Gang, 16AX/20A 250V~ Matt White
CLSW2GMW	Switch Horizontal 2 Gang, 16AX/20A 250V~ Matt White
CLSW3GMW	Switch Horizontal 3 Gang, 16AX/20A 250V~ Matt White
CLSW4GMW	Switch Horizontal 4 Gang, 16AX/20A 250V~ Matt White
CLSW5GMW	Switch Horizontal 5 Gang, 16AX/20A 250V~ Matt White
CLSW6GMW	Switch Horizontal 6 Gang, 16AX/20A 250V~ Matt White

Catalogue No.	Description
CLSWPV1GMW	Switch Plate Vertical 1 Gang (Less Mech) Matt White
CLSWPV2GMW	Switch Plate Vertical 2 Gang (Less Mech) Matt White
CLSWPV3GMW	Switch Plate Vertical 3 Gang (Less Mech) Matt White
CLSWPV4GMW	Switch Plate Vertical 4 Gang (Less Mech) Matt White
CLSWPV5GMW	Switch Plate Vertical 5 Gang (Less Mech) Matt White
CLSWPV6GMW	Switch Plate Vertical 6 Gang (Less Mech) Matt White
CLSWPVXGMW	Blank plate & Cover Matt White

The above catalogue numbers where "P" appears in number, refers to Cover Plate Only / Grid and Plate only (less mech)

\* The Clipsal brand and associated products are Trademarks of Schneider Electric (Australia) Pty Ltd.

GSM Electrical (Australia) Pty Ltd, the TRADER brand and it's products, have no endorsement or affiliation with Schneider Electric Pty Ltd.

**When ordering MATT BLACK replace "MW" (Matt White) with "MBK" at end of catalogue number, ie CLPP2GMW to CLPP2GMBK.**

**MEERKAT**

**MEERKAT Rocker Switch Mechanisms** are used for all switch plates. Please refer to Meerkat Rocker Mech Matrix for range compatibility.

**Certification Number:** GMA-507879-EA

**GSM Electrical (Australia) Pty Ltd**

Level 2, 142-144 Fullarton Road, Rose Park SA 5067

P: 1300 301 838 F: 1300 301 778 E: service@gsme.com.au

[www.gsme.com.au](http://www.gsme.com.au)



Data Specification Sheet  
February 2021



## CLSWVA1GMW CLSWVA2GMW

\*See current catalogue for further detail

### Cleaning Guide:

Spraying cleaning products on to electrical products is not recommended. It is important to ensure that switches are turned off before cleaning.

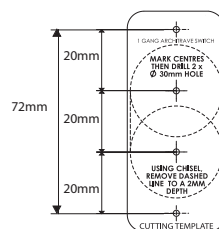
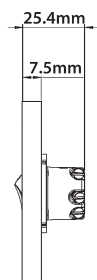
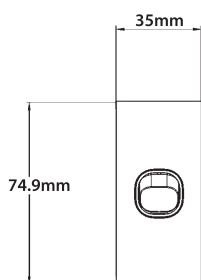
Do not use any cleaning sprays - only wipe down with damp cloth or rub with dry cloth. (Do not use an abrasive cloth as it may scratch the plastic).

Do not use harsh chemical cleaners as these can break down the plastic and cause it to crack.

Do not wash the cover plates in water over 60°C.

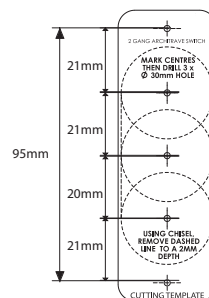
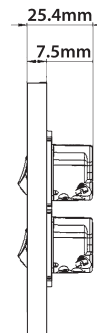
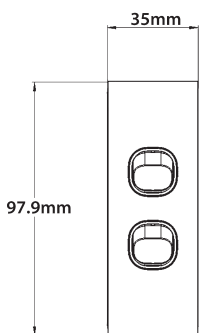
## Clouded Leopard Range of Architrave Switches

- Switches are rated 16AX/20A 250V~
- Uses brass tunnel terminals that have the screws backed out for easier installation of cabling. Switches are two way with looping terminal and suit 4 x 1.5mm<sup>2</sup> cabling with 4.1mm bore
- Slotted head screws for the terminals
- Covers, plates and dollies are made from UV stabilised polycarbonate to avoid discolouring to yellow
- Standard colour is Matt White. Matt Black also stocked - please check availability
- Approved to AS/NZS60669-1
- Typical example of size seen below:



example of cutting template supplied

**CLSWVA1GMW**



example of cutting template supplied

**CLSWVA2GMW**

Catalogue Number	Description
CLSWVA1GMW	Switch Vertical Architrave 1 Gang, 16AX/20A 250V~ Matt White
CLSWVA2GMW	Switch Vertical Architrave 2 Gang, 16AX/20A 250V~ Matt White

When ordering MATT BLACK product add "MBK" at end of catalogue number, ie CLSWVA1GMBK

**MEERKAT** 

MEERKAT Switch Mechanisms are used for all switch plates. Please refer to Meerkat Mech Matrix for range compatibility.

**Certification Number:**  
GMA-507879-EA

**GSM Electrical (Australia) Pty Ltd**  
Level 2, 142-144 Fullarton Road, Rose Park SA 5067  
P: 1300 301 838 E: service@gsme.com.au  
[www.gsme.com.au](http://www.gsme.com.au)



Data Specification Sheet  
February 2023

**CLSWV1GPBEMW**  
**CLSWV1GPBEMBK**  
**CLSWV2GPBEMW**  
**CLSWV2GPBEMBK**

\*See current catalogue for further detail

Push button mechanisms, MEPBE,  
MEPBMW, DIMPBD used in conjunction  
with Clouded Leopard plates.

**Cleaning Guide:**

Spraying cleaning products directly on to electrical switches or power points (sockets) is not recommended.

It is important to ensure that switches are turned off before cleaning.

Do not use any cleaning sprays - only wipe down with damp cloth or rub with dry cloth. Do not use an abrasive cloth as it may scratch the plastic.

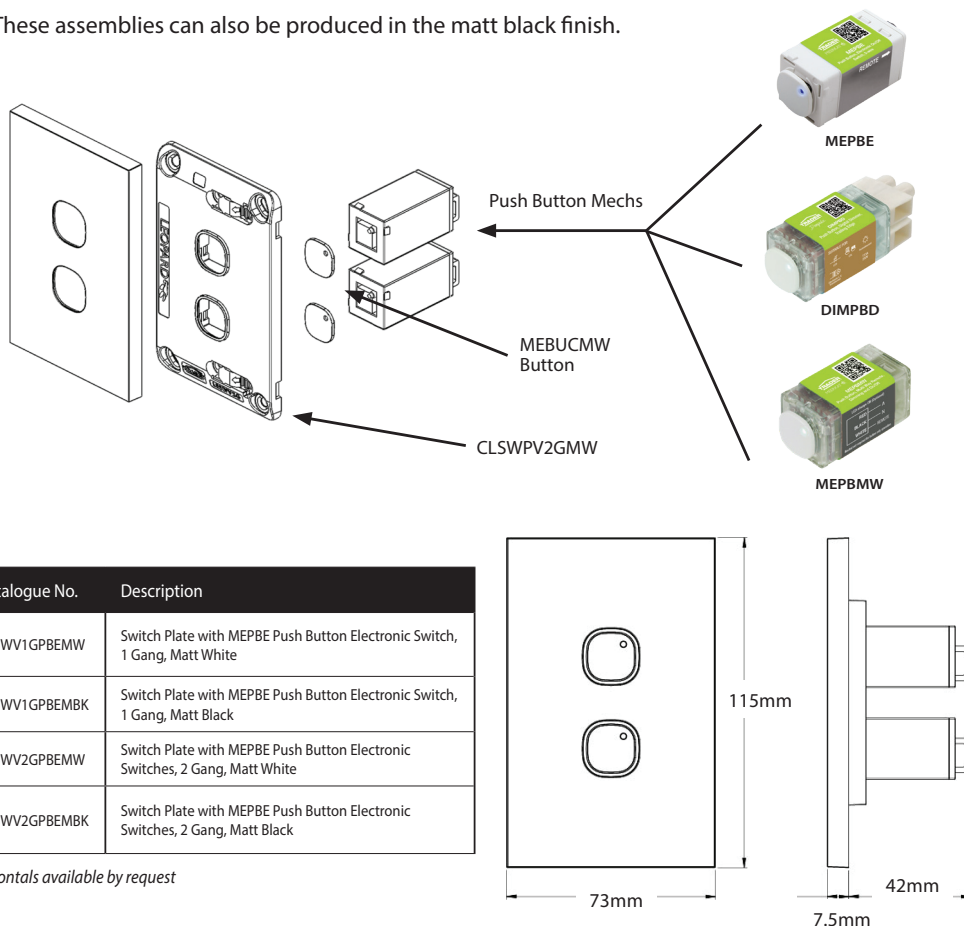
Do not use harsh chemical cleaners as these can break down the plastic and cause it to crack.

Do not wash the cover plates in water over 60°C.

## Clouded Leopard Range of Switch Plates with Push Buttons

These two assembly styles will be available in Matt White and Matt Black as finished products.

- Two models of Clouded Leopard are available prepopulated with MEPBE electronic push button switches and fitted with the special MEBUCMW flat button.
- These assemblies provide the simple convenience of the switch for use in many common applications.
- Where there are other applications for multiway switching the MEPBMW in matt white finish can be combined with the CLSWPV1GMW single gang plate through to the 6 gang plate can be installed along with the Matt White MEBUCMW button or other MEPBE.
- Other assemblies will likely require multi way switch combinations so must be purchased as separate components for switches, plates and buttons.
- The plates can also be populated with the DIMPBD where dimming is needed in the same technique as the MEPBE.
- These assemblies can also be produced in the matt black finish.



Catalogue No.	Description
CLSWV1GPBEMW	Switch Plate with MEPBE Push Button Electronic Switch, 1 Gang, Matt White
CLSWV1GPBEMBK	Switch Plate with MEPBE Push Button Electronic Switch, 1 Gang, Matt Black
CLSWV2GPBEMW	Switch Plate with MEPBE Push Button Electronic Switches, 2 Gang, Matt White
CLSWV2GPBEMBK	Switch Plate with MEPBE Push Button Electronic Switches, 2 Gang, Matt Black

Horizontals available by request



**MEERKAT Electronic Push Button Switch Mechanisms are used for all assembled Clouded Leopard push button products.**

**For additional push button options please refer to Meerkat & Dimpala Push Button Switching & Dimming flyer along with line drawings above.**

**Certification Number:** GMA-509446-EA

**GSM Electrical (Australia) Pty Ltd**

Level 2, 142-144 Fullarton Road, Rose Park SA 5067

P: 1300 301 838 F: 1300 301 778 E: service@gsme.com.au

[www.gsme.com.au](http://www.gsme.com.au)



Data Specification Sheet  
February 2021

## CLPP2USBAUMW CLPP2USBAUMBK

\*See current catalogue for further detail

### Cleaning Guide:

Spraying cleaning products directly on to electrical switches or power points (sockets) is not recommended.

It is important to ensure that switches are turned off before cleaning.

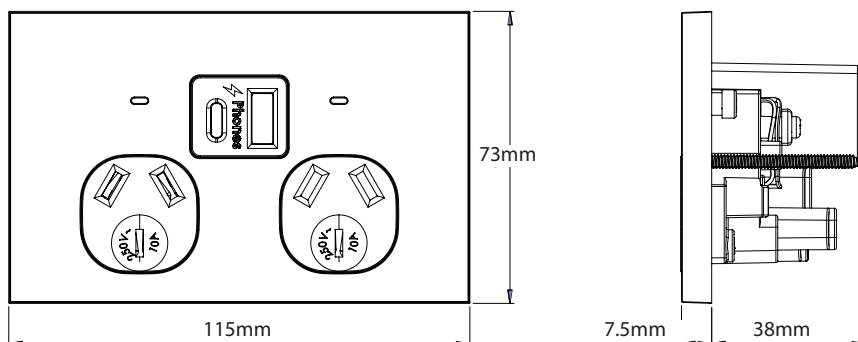
Do not use any cleaning sprays - only wipe down with damp cloth or rub with dry cloth. Do not use an abrasive cloth as it may scratch the plastic.

Do not use harsh chemical cleaners as these can break down the plastic and cause it to crack.

Do not wash the cover plates in water over 60°C.

## Clouded Leopard Range of Dual USB Charger Power Points

- Wall plate 7.5mm thick to align with other Clouded Leopard plates in the range.
- Sockets rated to 10A 250V a.c.
- Warm white LED indicators to show power on status.
- USB outlets rated to 3.4A max total at 5V.
- Auto-Switched socket outlet switches active upon plug insertion/withdrawal.
- Each electrical socket contains shutters activated from the neutral pin.
- The USB circuit is integrated with the socket outlet and connected internally so only one set of terminals are required for the electrician to wire the device.
- Fits standard mounting accessories with 84mm centres.
- Terminals suit 3 x 2.5mm<sup>2</sup>.
- Recommended for phone use or small tablets only, larger devices such as laptops with USB C connections require much greater output.
- Covers, plates and dollies are made from UV stabilised polycarbonate to avoid discolouring to yellow.
- Standard colour is Matt White. Also available in Matt Black - please check availability.
- Product is approved in accordance with AS/NZS3112.
- USB outlets comply with AS/NZS61558.2.16:2010 A1-3.
- Typical example of size seen below:



Catalogue Number	Description
CLPP2USBAUMW	Power Point Fully Integrated Dual USB Charger (Type A & C) Auto-Switched, 10A 250V~ Matt White
CLPP2USBAUMBK	Power Point Fully Integrated Dual USB Charger (Type A & C) Auto-Switched, 10A 250V~ Matt Black

**Certification Number:** TBC

**GSM Electrical (Australia) Pty Ltd**

Level 2, 142-144 Fullarton Road, Rose Park SA 5067

P: 1300 301 838 F: 1300 301 778 E: service@gsme.com.au

[www.gsme.com.au](http://www.gsme.com.au)



Data Specification Sheet  
April 2021

