55 Series

***See Vintage catalogue for further detail**

PLEASE NOTE all SKUs are MADE TO ORDER within 5 business days, subject to availability.

Scan to view 55 Series Catalogue Pages

Includes all product codes and Images.

Scan to view 55 Series Selection form

Includes all product codes and descriptions

Cleaning Guide:

1. Remove covers from switches, they are legal and safe with the covers removed it is not necessary to turn the power off.
2. Remove old laquer with thinners or acetone applied with a soft cloth.
3. Repolish with brass/metal polish
4. Apply a clear metal lacquer which is available in spray packs.

Deep Smooth Cover Range

- 53 Diameter, 35mm High.
- Classic Mounting blocks are suited for installation - purchased separately.

- Available in all 12 finishes.
  - PB - Polished Brass
  - PBM - Polished Brass Matt
  - CH - Chrome
  - SC - Satin Chrome
  - AB - Antique Brass
  - ABM - Antique Brass Matt
  - BB - Black Bronze
  - BBM - Black Bronze Matt
  - FB - Florentine Bronze
  - FBM - Florentine Bronze Matt
  - NB - Non-Relieved Bronze
  - NBM - Non-Relieved Bronze Matt



- White Square and Brown Square Toggle also available.

55 Series Accessories include:

- Switch - 20A/16AX
- 3 Speed Fan Controller - 1.8uF to 2.7uF 75VA Capacitor
- TV Socket - F to Pal Type
- Pay TV Socket - F to F Type Foxtel Approved
- Data Socket - Cat 6
- Phone Socket - RJ45 Cat 3
- Dimmer - Rotary Dimmer 400W Max
- Replacement Parts
  - Replacement Parts such as Covers only, Inner Covers, Inner Covers with Mechanisms, Inner Cover with Dimmer's, Inner Cover with Fan Controller's, Fan Controller Knobs and Dimmer Knobs, available separately.

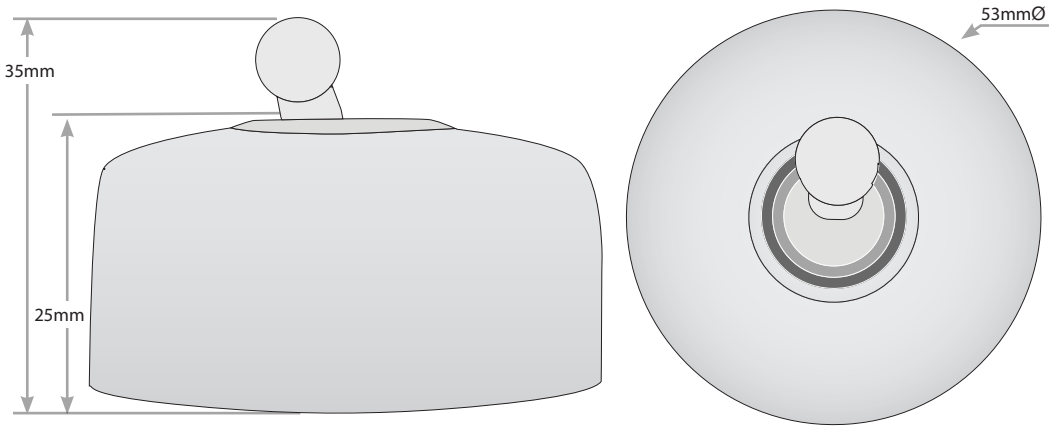

Certification Number:
All 55 Series Switches: GMA-514156-EA, GMA-514735-EA

GSM Electrical (Australia) Pty Ltd
5-9 Rundle Street, Kent Town SA 5067
P: 1300 301 838 E: vintage@gsme.com.au
www.gsme.com.au

3 Yr Warranty TRADER

Data Specification Sheet
November 2023

CLASSIC Mounting Block Series

***See Vintage catalogue for further detail**

PLEASE NOTE all SKUs are MADE TO ORDER within 5 business days, subject to availability.

Scan to view Classic Mounting Block Series Catalogue Pages

Includes all product codes and Images.

Scan to view Classic Mounting Block Series Selection form

Includes all product codes and descriptions

Cleaning Guide:

1. Remove covers from switches, they are legal and safe with the covers removed it is not necessary to turn the power off.
2. Remove old laquer with thinners or acetone applied with a soft cloth.
3. Repolish with brass/metal polish
4. Apply a clear metal lacquer which is available in spray packs.

Mounting Blocks

- Suitable for all Vintage series, apart from 10 Series.
- Pre-Drilled
- Available in Pine, Cedar and Undercoat.

MOUNTING BLOCK PROFILES

Classic Mounting Block Include:

- 1 Gang Round (88mm) **CBLOCK1G (P / C / UC) RO**
- 1 Gang Square (90mm x 90mm) **CBLOCK1G (P / C / UC) S**
- 1 Gang Oblong (90mm x 155mm) **CBLOCK1G (P / C / UC) R**
- 2 Gang Oblong (90mm x 155mm) (to suit dimmer) **CBLOCK2G (P / C / UC) RDIMR**
- 2 Gang Oblong (90mm x 155mm) **CBLOCK2G (P / C / UC) R**
- 3 Gang Oblong (90mm x 225mm) **CBLOCK3G (P / C / UC R**
- 4 Gang Oblong (90mm x 280mm) **CBLOCK4G (P / C / UC) R**
- 4 Gang Square (155mm x 155mm) **CBLOCK4G (P / C / UC)S**
- 2 Gang Oval (110mm x 156mm) **CBLOCK2G (P / C / UC)O**
- 1 Gang Round (115mm) **CBLOCK1G (P / C / UC) ROL**
- Oblong (150mm x 107mm) **CBLOCK1G (P / C / UC) R84MC**
- 6 Gang Oblong (155mm x 220mm) **CBLOCK6G (P / C / UC) R**



GSM Electrical (Australia) Pty Ltd
5-9 Rundle Street, Kent Town SA 5067
P: 1300 301 838 E: vintage@gsme.com.au
www.gsme.com.au

3 Yr Warranty TRADER

Data Specification Sheet
November 2023