SCPSWL

See current catalogue for further detail

Power Station With Light

OUTPUT		
AC Output	Rated Voltage	AC 240V
	Rated Power	300W Max
	Frequency	**50Hz**
	Output Wave	Pure Sine Wave
DC Output	Rated Voltage	12~13V
	Rated Current	8~10A
QC 3.0 Output	Rated Power	18W
Type-C Output	Rated Power	PD:100W
USB Output	Rated Voltage	5V
	Rated Current	2.1A
Floodlight	Rated Power	7W
INPUT		
DC Input	Rated Voltage	15A
	Rated Current	5A
Type-C Input	Rated Power	PD:100W (Max)
BATTERY		
Rated Capacity	14.4V/20Ah/288Wh	
Battery Cell Type	NMC	
GENERAL		
Working Environment Condition	Charging Temperature: 0~45°C	
	Discharge Temperature: -10~45°C	
Size	225*121*200mm±5mm	

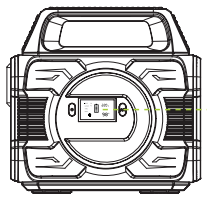

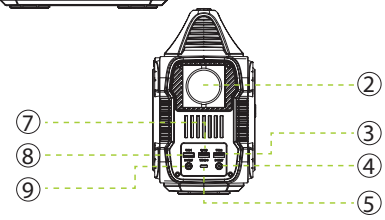

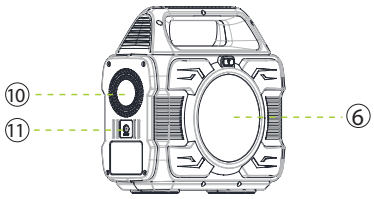

1. Digital Screen Display
2. AC Output
3. USB2 Output
4. DC Output
5. Type-C Output
6. LED Lighting
7. QC3.0 Output
8. USB1 Output
9. DC Output
10. Heat Dissipation Air Outlet
11. DC Input

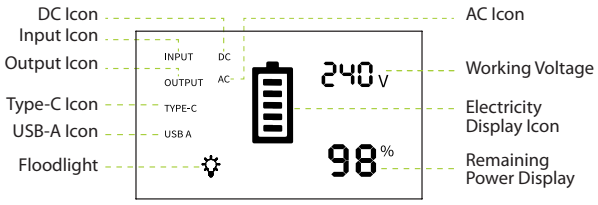

Electrical Charging

- Phone (4000mAh) Around 17 Recharges
- Notebook Computer (110W) Around 2.2 Hours
- Car Fridge (80W) Around 3.1 Hours
- Camping Lamp (125W) Around 1.9 Hours
- Refrigerator (130W) Around 1.9 Hours
- Drone (50W) Around 4.9 Recharges
- Camera (35W) Around 7 Rechargers
- Rice Cooker (280W) Around 0.9 Hours
- Kettle (260W) Around 0.9 Hours
- Projector (110W) Around 2.2 Hours
- Electric Fan (55W) Around 4.4 Hours
- Electric Drill (220W) Around 1.1 Hours

Charging Mode

Before using this energy storage power supply, ensure it is fully charged. If the LED shows less than 20% capacity, connect it to a power source through DC input or Type-C input port for recharging as soon as possible.

There are two ways to recharge your Power Station.

DC Input:

- AC Wall Charger (60W) Around 5.5 Hours
- 100W Solar Panels Around 3.6 Hours
- Car charger to DC*5521 (60W) Around 5.5 Hours

Type-C Input:

- Type-C (PD100W MAX) Around 3.5 Hours

Cleaning Guide:

Spraying cleaning products on to electrical products is not recommended.

It is important to ensure that switches are turned off before cleaning.

Do not use any cleaning sprays - only wipe down with damp cloth or rub with dry cloth. (Do not use an abrasive cloth as it may scratch the plastic).

Do not use harsh chemical cleaners as these can break down the plastic and cause it to crack.

Catalogue Number	Description
SCPSWL	Power Station Worklight 7W 650LM Dual USB Charger Type A 5V 2.1A and PD18W and Type C PD100W DC Input Output AC Output 300W Max 240V ac with Power Supply and Plug Lead

GSM Electrical (Australia) Pty Ltd
5-9 Rundle Street, Kent Town SA 5067
P: 1300 301 838 | E: service@gsme.com.au
www.gsme.com.au

100% AUSTRALIAN OWNED & OPERATED TRADER

1 Yr Warranty TRADER