MERJ5CM
MERJ6CM
MERJ6CMBK
MERJ6ACM
MERJ6ACMBK
MERJCMTT
MERJCMTTRC

See current catalogue for further detail

Registered Cat6 and Cat5e Cable Clip Mech and Termination Tool

MERJCMTT - Termination Tool

- Suitable for termination for all Meerkat Cat5e, Cat6 and Cat6A Data Jack Mechs.
- Quick cable clip termination tool as shown in instructions.
  (Note: this model does not suite a Krone tool termination)
- Replacement cartridge available separately - MERJCMTTRC





Termination

STEP 1:
Strip no more than 1.5" (38mm) of the cable jacket from the end of the cable.

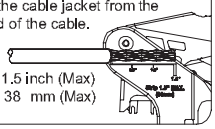

STEP 2:
Insert the wires into the IDCs until they are fixed, following the T568A/B color code. Then ensure that the wires do not extend beyond or above the dashed lines.

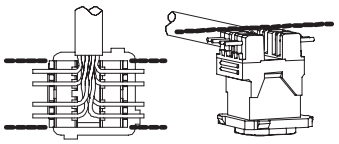

STEP 3 **(CAUTION)** :
Ensure that the screw on the bottom of the tool is correctly located for terminating Australian style (AUS) or Standard Keystone jacks (STD).
Use a Phillips #2 (PH2) screwdriver to move the screw to the required position, being sure to re-tighten the screw.

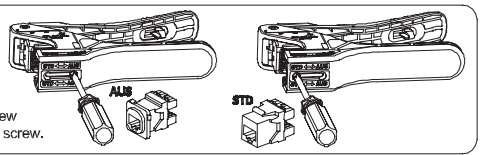

STEP 4:
Make sure the jack is fixed in position and then squeeze the tool to terminate the jack and cut the excess wires.

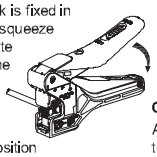

CAUTION :
Hold the jack in position until the termination is complete.

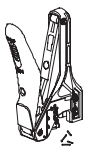

CAUTION :
After termination, make sure to remove the wire scraps via rotating or shaking the tool.

STEP 5 :
Place the termination cap on the jack and push on it until it is fully seated.
Then rotate the cable into position.

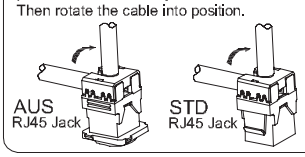

Replacing the cutting module

Use a slotted screw driver (SL6.5) to push out the cutting module as shown.

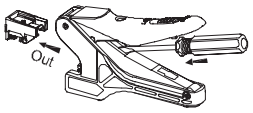

Then slide the new cutting module into the guide rails until it clicks.

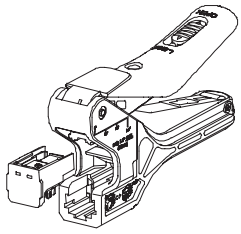

#Krone is a registered trademark of Krone G.m.b.H

Cleaning Guide:

Spraying cleaning products on to electrical products is not recommended.

It is important to ensure that switches are turned off before cleaning.

Do not use any cleaning sprays - only wipe down with damp cloth or rub with dry cloth. (Do not use an abrasive cloth as it may scratch the plastic).

Do not use harsh chemical cleaners as these can break down the plastic and cause it to crack.



Catalogue Number	Description
MERJ6ACM	Data Outlet RJ45 Jack Clip in Mechanism Cat 6A White
MERJ6ACMBK	Data Outlet RJ45 Jack Clip in Mechanism Cat 6A Black
MERJCMTT	Data Outlet Termination Tool for MERJ Series Clip-in Mechanism
MERJCMTTRC	Data Outlet Termination Tool MERJCMTT Replacement Cartridge

GSM Electrical (Australia) Pty Ltd
Level 2, 142-144 Fullarton Road, Rose Park SA 5067
P: 1300 301 838 | E: service@gsme.com.au
www.gsme.com.au