MEERKAT™

TRADER®

MESWC
MESWCFAN
MESWCHEAT
MESWCLIGHT
MESW32C
MESW32COVEN
MESW32CHOB
MESWCI
MESWCDP
MESWCBPR
MESWC3*

See current catalogue for further detail

MESWC (Cat's Eye) switch mechanism are used in conjunction with Snow Leopard, Clouded Leopard, Leopard and Cheetah switch plates

Note: MESW switch mechanism are used in conjunction with Flat Cat, Puma and Cougar switch plates.

*Multiple print options available - see catalogue or website for further detail.

Cleaning Guide:

Spraying cleaning products on to electrical products is not recommended.

It is important to ensure that switches are turned off before cleaning.

Do not use any cleaning sprays - only wipe down with damp cloth or rub with dry cloth. (Do not use an abrasive cloth as it may scratch the plastic).

Do not use harsh chemical cleaners as these can break down the plastic and cause it to crack.

Meerkat Range of Switch Mechanisms

For use in conjunction with SNOW LEOPARD, CLOUDED LEOPARD and LEOPARD

- MESWC - approved to AS/NZS60669-1.
- MESW32C and MESW32COVEN approved to AS/NZS3133.
- Designed to clip into Snow Leopard, Clouded Leopard and Leopard switch plates, also fits all Trader Ranges and many others.
- Uses brass tunnel terminal that have the screws backed out for easier installation of cabling. Switches are single pole two way with looping terminal and suit 4 x 1.5mm^2 cables with 4.1mm bore.
- Slotted head terminal screws, and backed out for easy installation.
- Cat's Eye dolly styling.
- Covers, plates and dollies are made from UV stabilised polycarbonate to avoid discolouring to yellow.
- Please check availability.

MESWC

MESWCFAN

MESWCHEAT

MESWCLIGHT

MESW32C

MESW32COVEN

MESW32CHOB

MESWCI

MESWCDP

MESWCBPR

MESWC3

Catalogue Number	Description
MESWC	Switch Mechanism 16AX 20A 250V ac Cat's Eye White
MESWCFAN	Switch Mechanism 16AX 20A 250V ac Cat's Eye Labelled Fan White
MESWCHEAT	Switch Mechanism 16AX 20A 250V ac Cat's Eye Labelled Heat White
MESWCLIGHT	Switch Mechanism 16AX 20A 250V ac Cat's Eye Labelled Light White
MESW32C	Switch Mechanism 32A 250V ac Cat's Eye White
MESW32COVEN	Switch Mechanism 32A 250V ac Cat's Eye Labelled OVEN White
MESW32CHOB	Switch Mechanism 32A 250V ac Cat's Eye Labelled HOB White
MESWCI	Intermediate Switch Mechanism 10AX 250V ac Cat's Eye White
MESWCDP	Double Pole Switch Mechanism 10AX 250V ac Cat's Eye White
MESWCBPR	Switch Mechanism Bell Press Return 10AX 16A 250V ac Cat's Eye White
MESWC3	Switch Mechanism 3-Position 10AX 250V ac Cat's Eye White

- For colours and finishes see Meerkat Rocker Matrix on following pages.
- Colours available: White (Standard), Black (BK), Matt White (MW), Matt Black (MBK) and Silver (SV). Check for availability.

The MEERKAT Switch Mechanism (MESWC) was previously (LESWM) and is universal to all Snow Leopard, Clouded Leopard, Leopard and Cheetah switch plates.

SNOW LEOPARD™ CLOUDED LEOPARD™ LEOPARD™

Certification Number:
MESWC: GMA-103194-EA-011 /
MESW32C: GMA-508325 / GMA-501682 / GMA-507879-EA

GSM Electrical (Australia) Pty Ltd
Level 2, 142-144 Fullarton Road, Rose Park SA 5067
P: 1300 301 838 | E: service@gsme.com.au
www.gsme.com.au

100% AUSTRALIAN OWNED & OPERATED TRADER

10 Yr Warranty TRADER

MEERKAT™

TRADER®

MESW
MESWFAN
MESWHEAT
MESWLIGHT
MESW20
MESW32
MESW32OVEN
MESW32HOB
MESWI
MESWBPR
MESWDP
MESWDP20
MESWDP20HOB
MESWDP20OVEN
MESW3*

See current catalogue for further detail

MESW switch mechanism are used in conjunction with Flat Cat, Puma and Cougar switch plates

Note: MESWC (Cat's Eye) switch mechanism are used in conjunction with Snow Leopard, Leopard and Cheetah switch plates

*Multiple print options available - see catalogue or website for further detail.

Cleaning Guide:

Spraying cleaning products on to electrical products is not recommended.

It is important to ensure that switches are turned off before cleaning.

Do not use any cleaning sprays - only wipe down with damp cloth or rub with dry cloth. (Do not use an abrasive cloth as it may scratch the plastic).

Do not use harsh chemical cleaners as these can break down the plastic and cause it to crack.

Meerkat Range of Rocker Switch Mechanisms

For use in conjunction with FLAT CAT, PUMA and COUGAR

- MESW - approved to AS/NZS3133.
- Designed to clip into Flat Cat, Puma and Cougar switch plates, also fits all Trader Ranges and many others.
- Uses brass tunnel terminal that have the screws backed out for easier installation of cabling. Switches are single pole two way with looping terminal and suit 4 x 1.5mm^2 cables with 4.1mm bore.
- Slotted head terminal screws, and backed out for easy installation.
- Covers, plates and dollies are made from UV stabilised polycarbonate to avoid discolouring to yellow.
- ^SBL100W on some Standard Meerkat Mechs.
- Please check availability.
- Covers, plates and dollies are made from UV stabilised polycarbonate to avoid discolouring to yellow.
- Please check availability.

Catalogue Number	Description
^MESW	Switch Mechanism 10AX 16A 250V ac White
^MESWFAN	Switch Mechanism 10AX 16A 250V ac Labelled Fan White
^MESWHEAT	Switch Mechanism 10AX 16A 250V ac Labelled Heat White
^MESWLIGHT	Switch Mechanism 10AX 16A 250V ac Labelled Light White
MESW20	Switch Mechanism 16AX 20A 250V ac White
MESW32	Switch Mechanism 32A 250V ac White
MESW32OVEN	Switch Mechanism 32A 250V ac Labelled OVEN White
MESW32HOB	Switch Mechanism 32A 250V ac Labelled HOB White
^MESWI	Intermediate Switch Mechanism 10AX 250V ac White
*MESWBPR	Switch Mechanism Bell Press Return 10AX 16A 250V ac White
^MESWDP	Double Pole Switch Mechanism 10AX 250V ac White
MESWDP20	Double Pole Switch Mechanism 20A 250V ac White
MESWDP20HOB	Double Pole Switch Mechanism 20A 250V ac Labelled HOB White
MESWDP20OVEN	Double Pole Switch Mechanism 20A 250V ac Labelled OVEN White
^MESW3	Switch Mechanism 3-Position 10AX 250V ac White

- For colours and finishes see Meerkat Rocker Matrix on following pages.
- Colours available: White (Standard), Black (BK), Matt White (MW), Matt Black (MBK) and Green (G). Check for availability.

The MEERKAT Rocker Switch Mechanism (MESW) was previously and is universal to all Flat Cat, Puma and Cougar switch plates.

FLAT CAT™ PUMA™ COUGAR™

Certification Number:
MESW: GMA-501682-EA / GMA-501835-EA / GMA-508487-EA MESWBPR: GMA-508434-EA

GSM Electrical (Australia) Pty Ltd
Level 2, 142-144 Fullarton Road, Rose Park SA 5067
P: 1300 301 838 | E: service@gsme.com.au
www.gsme.com.au

100% AUSTRALIAN OWNED & OPERATED

10 Yr Warranty

MEERKAT™ TRADER®

Cat's Eye Range of Rocker Switch Mechanisms

SNOW LEOPARD™ CLOUDED LEOPARD™ LEOPARD™

PART NO.		DESCRIPTION	SNOW LEOPARD	CLOUDED LEOPARD	LEOPARD	FLAT CAT	PUMA	COUGAR
MESWC	ALL GREEN BASED MECHS ARE 16AX/20AMP STANDARD	Switch Mechanism 16AX/20A 250V~	✓		✓			
MESWCBK		Switch Mechanism 16AX/20A 250V~ Cat's Eye Black	✓		✓			
MESWCMW		Switch Mechanism 16AX/20A 250V~ Cat's Eye Matt White		✓				
MESWCMBK		Switch Mechanism 16AX/20A 250V~ Cat's Eye, Matt Black		✓				
MESWCSV		Switch Mechanism 16AX/20A 250V~ Cat's Eye Silver	✓					
MESWCFAN		Switch Mechanism 16AX/20A 250V~ Cat's Eye (Labelled Fan)	✓		✓			
MESWCHEAT		Switch Mechanism 16AX/20A 250V~ Cat's Eye (Labelled Heat)	✓		✓			
MESWCLIGHT		Switch Mechanism 16AX/20A 250V~ Cat's Eye (Labelled Light)	✓		✓			
MESW32C		Switch Mechanism 32A 250V~ Cat's Eye	✓		✓			
MESW32CBK		Switch Mechanism 32A 250V~ Cat's Eye Black	✓		✓			
MESW32CMW		Switch Mechanism 32A 250V~ Cat's Eye, Matt White		✓				
MESW32CMBK		Switch Mechanism 32A 250V~ Cat's Eye, Matt Black		✓				
MESW32CSV		Switch Mechanism 32A 250V~ Cat's Eye, Silver	✓					
MESW32COVEN		Switch Mechanism 32A 250V~ Cat's Eye (Labelled Oven)	✓		✓			
MESW32CHOB		Switch Mechanism 32A 250V~ Cat's Eye (Labelled HOB)	✓		✓			
MESWCI		Intermediate Switch Mechanism 10AX 250V~ Cat's Eye	✓		✓			
MESWCIBK		Intermediate Switch Mechanism 10AX 250V~ Cat's Eye Black	✓		✓			
MESWCIMW		Intermediate Switch Mechanism 10AX 250V~ Cat's Eye, Matt White		✓				
MESWCIMBK		Intermediate Switch Mechanism 10AX 250V~ Cat's Eye, Matt Black		✓				
MESWCISV		Intermediate Switch Mechanism 10AX 250V~ Cat's Eye Silver	✓					
MESWCDP		Double Pole Switch Mechanism 10AX 250V~ Cat's Eye	✓		✓			
MESWCDPBK		Double Pole Switch Mechanism 10AX 250V~ Cat's Eye, Black	✓		✓			
MESWCDPMW		Double Pole Switch Mechanism 10AX 250V~ Cat's Eye, Matt White		✓				
MESWCDPMBK		Double Pole Switch Mechanism 10AX 250V~ Cat's Eye, Matt Black	✓	✓				
MESWCDPSV		Double Pole Switch Mechanism 10AX 250V~ Cat's Eye Silver	✓					

ME = Meerkat SW = Switch C = Cat's Eye BK = Black MW= Matt White MBK = Matt Black SV = Silver

MEERKAT™ TRADER®

Cat's Eye Range of Rocker Switch Mechanisms

SNOW LEOPARD™ CLOUDED LEOPARD™ LEOPARD™

PART NO.		DESCRIPTION	SNOW LEOPARD	CLOUDED LEOPARD	LEOPARD	FLAT CAT	PUMA	COUGAR
MESWC	ALL GREEN BASED MECHS ARE 16AX/20AMP STANDARD	Switch Mechanism 16AX/20A 250V~	✓		✓			
MESWCBK		Switch Mechanism 16AX/20A 250V~ Cat's Eye Black	✓		✓			
MESWCMW		Switch Mechanism 16AX/20A 250V~ Cat's Eye Matt White		✓				
MESWCMBK		Switch Mechanism 16AX/20A 250V~ Cat's Eye, Matt Black		✓				
MESWCSV		Switch Mechanism 16AX/20A 250V~ Cat's Eye Silver	✓					
MESWCFAN		Switch Mechanism 16AX/20A 250V~ Cat's Eye (Labelled Fan)	✓		✓			
MESWCHEAT		Switch Mechanism 16AX/20A 250V~ Cat's Eye (Labelled Heat)	✓		✓			
MESWCLIGHT		Switch Mechanism 16AX/20A 250V~ Cat's Eye (Labelled Light)	✓		✓			
MESW32C		Switch Mechanism 32A 250V~ Cat's Eye	✓		✓			
MESW32CBK		Switch Mechanism 32A 250V~ Cat's Eye Black	✓		✓			
MESW32CMW		Switch Mechanism 32A 250V~ Cat's Eye, Matt White		✓				
MESW32CMBK		Switch Mechanism 32A 250V~ Cat's Eye, Matt Black		✓				
MESW32CSV		Switch Mechanism 32A 250V~ Cat's Eye, Silver	✓					
MESW32COVEN		Switch Mechanism 32A 250V~ Cat's Eye (Labelled Oven)	✓		✓			
MESW32CHOB		Switch Mechanism 32A 250V~ Cat's Eye (Labelled HOB)	✓		✓			
MESWCI		Intermediate Switch Mechanism 10AX 250V~ Cat's Eye	✓		✓			
MESWCIBK		Intermediate Switch Mechanism 10AX 250V~ Cat's Eye Black	✓		✓			
MESWCIMW		Intermediate Switch Mechanism 10AX 250V~ Cat's Eye, Matt White		✓				
MESWCIMBK		Intermediate Switch Mechanism 10AX 250V~ Cat's Eye, Matt Black		✓				
MESWCISV		Intermediate Switch Mechanism 10AX 250V~ Cat's Eye Silver	✓					
MESWCDP		Double Pole Switch Mechanism 10AX 250V~ Cat's Eye	✓		✓			
MESWCDPBK		Double Pole Switch Mechanism 10AX 250V~ Cat's Eye, Black	✓		✓			
MESWCDPMW		Double Pole Switch Mechanism 10AX 250V~ Cat's Eye, Matt White		✓				
MESWCDPMBK		Double Pole Switch Mechanism 10AX 250V~ Cat's Eye, Matt Black	✓	✓				
MESWCDPSV		Double Pole Switch Mechanism 10AX 250V~ Cat's Eye Silver	✓					

ME = Meerkat SW = Switch C = Cat's Eye BK = Black MW= Matt White MBK = Matt Black SV = Silver

MEERKAT™ TRADER®

Standard Range of Rocker Switch Mechanisms

FLAT CAT™ PUMA™ COUGAR™

PART NO.	DESCRIPTION	SNOW LEOPARD	CLOUDED LEOPARD	LEOPARD	FLAT CAT	PUMA	COUGAR
MESW	Switch Mechanism 10AX/16A 250V~				✓	✓	✓
MESWBK	Switch Mechanism 10AX/16A 250V~ Black				✓	✓	✓
MESWMW	Switch Mechanism 10AX/16A 250V~ Matt White				✓		
MESWMBK	Switch Mechanism 10AX/16A 250V~ Matt Black				✓		
MESWFAN	Switch Mechanism 16A 250V~ (Labelled Fan)				✓	✓	✓
MESWHEAT	Switch Mechanism 16A 250V~ (Labelled Heat)				✓	✓	✓
MESWLIGHT	Switch Mechanism 16A 250V~ (Labelled Light)				✓	✓	✓
MESWGR	Switch Mechanism 10AX/16A 250V~ Green				✓	✓	✓
MESW20	Switch Mechanism 16AX/20A 250V~				✓	✓	✓
MESW20BK	Switch Mechanism 16AX/20A 250V~ Black				✓	✓	✓
MESW20MW	Switch Mechanism 16AX/20A 250V~ Matt White				✓		
MESW20MBK	Switch Mechanism 16AX/20A 250V~ Matt Black				✓		
MESWDP20	Double Pole Switch Mechanism 20A 250V~				✓	✓	✓
MESWDP20BK	Double Pole Switch Mechanism 20A 250V~ Black				✓	✓	✓
MESWDP20HOB	Double Pole Switch Mechanism 20A 250V~ (Labelled HOB)				✓	✓	✓
MESWDP20HOBBK	Double Pole Switch Mechanism 20A 250V~ (Labelled HOB) Black				✓	✓	✓
MESWDP20OVEN	Double Pole Switch Mechanism 20A 250V~ (Labelled OVEN)				✓	✓	✓
MESWDP20OVENBK	Double Pole Switch Mechanism 20A 250V~ (Labelled OVEN) Black				✓	✓	✓
MESW32	Switch Mechanism 32A 250V~				✓	✓	✓
MESW32BK	Switch Mechanism 32A 250V~ Black				✓	✓	✓
MESW32MW	Switch Mechanism 32A 250V~ Matt White				✓		
MESW32MBK	Switch Mechanism 32A 250V~ Matt Black				✓		
MESW32OVEN	Switch Mechanism 32A 250V~ (Labelled Oven)				✓	✓	✓
MESW32HOB	Switch Mechanism 32A 250V~ (Labelled HOB)				✓	✓	✓

ALL GREEN BASED MECHS ARE 16AX/20AMP STANDARD

ME = Meerkat SW = Switch C = Cat's Eye BK = Black MW= Matt White MBK = Matt Black SV = Silver G = Green

MEERKAT™ TRADER®

Standard Range of Rocker Switch Mechanisms

FLAT CAT™ PUMA™ COUGAR™

PART NO.		DESCRIPTION	SNOW LEOPARD	CLOUDED LEOPARD	LEOPARD	FLAT CAT	PUMA	COUGAR
	MESWI	Intermediate Switch Mechanism 10AX 250V~				✓	✓	✓
	MESWIBK	Intermediate Switch Mechanism 10AX 250V~ Black				✓	✓	✓
	MESWIMW	Intermediate Switch Mechanism 10AX 250V~ Matt White				✓		
	MESWIMBK	Intermediate Switch Mechanism 10AX 250V~ Matt Black				✓		
	MESWDP	Double Pole Switch Mechanism 10AX 250V~				✓	✓	✓
	MESWDPBK	Double Pole Switch Mechanism 10AX 250V~ Black				✓	✓	✓
	MESWDPMW	Double Pole Switch Mechanism 10AX 250V~ Matt White				✓		
	MESWDPMBK	Double Pole Switch Mechanism 10AX 250V~ Matt Black				✓		
	MESW3	Switch Mechanism 3-Position 10AX/16A 250V~				✓	✓	✓
	MESW3BK	Switch Mechanism 3-Position 10AX/16A 250V~ Black				✓	✓	✓
	MESW3MW	Switch Mechanism 3-Position 10AX/16A 250V~ Matt White				✓		
	MESW3MBK	Switch Mechanism 3-Position 10AX/16A 250V~ Matt Black				✓		
	MESW3AOM	Switch Mechanism 3-Position 10AX/16A 250V~ AUTO/OFF/MAN				✓	✓	✓
	MESW3AOMBK	Switch Mechanism 3-Position 10AX/16A 250V~ AUTO/OFF/MAN, Black				✓	✓	✓
	MESW3AOMMW	Switch Mechanism 3-Position 10AX/16A 250V~ AUTO/OFF/MAN, Matt White				✓		
	MESW3AOMMBK	Switch Mechanism 3-Position 10AX/16A 250V~ AUTO/OFF/MAN, Matt Black				✓		
	MESW3SOO	Switch Mechanism 3-Position 10AX/16A 250V~ SENSOR/OFF/ON				✓	✓	✓
	MESW3SOOBK	Switch Mechanism 3-Position 10AX/16A 250V~ SENSOR/OFF/ON, Black				✓	✓	✓
	MESW3SOOMW	Switch Mechanism 3-Position 10AX/16A 250V~ SENSOR/OFF/ON, Matt White				✓		
	MESW3SOOMBK	Switch Mechanism 3-Position 10AX/16A 250V~ SENSOR/OFF/ON, Matt Black				✓		
	MESW3UOD	Switch Mechanism 3-Position 10AX/16A 250V~ UP/OFF/DOWN				✓	✓	✓
	MESW3UODBK	Switch Mechanism 3-Position 10AX/16A 250V~ UP/OFF/DOWN, Black				✓	✓	✓
	MESW3UODMW	Switch Mechanism 3-Position 10AX/16A 250V~ UP/OFF/DOWN, Matt White				✓		
	MESW3UODMBK	Switch Mechanism 3-Position 10AX/16A 250V~ UP/OFF/DOWN, Matt Black				✓		
	MESWBPR	Switch Mechanism Bell Press Return 10AX/16A 250V~				✓	✓	✓
	MESWBPRBK	Switch Mechanism Bell Press Return 10AX/16A 250V~ Black				✓	✓	✓
	MESWBPRMW	Switch Mechanism Bell Press Return 10AX/16A 250V~ Matt White				✓		
	MESWBPRMBK	Switch Mechanism Bell Press Return 10AX/16A 250V~ Matt Black				✓		

ME = Meerkat SW = Switch C = Cat's Eye BK = Black MW= Matt White MBK = Matt Black SV = Silver G = Green

MEERKAT™ TRADER®

MEPBE

See current catalogue for further detail

BUTTON CAPS:
MEBUMW
MEBUMBK
MEBUC
MEBUCBK
MEBUCSV
MEBUCMW
MEBUCMBK

*The Clipsal brand and associated products are Trademarks of Schneider Electric (Australia) Pty Ltd. and used for reference only.

Cleaning Guide:

Spraying cleaning products on to electrical products is not recommended.

It is important to ensure that switches are turned off before cleaning.

Do not use any cleaning sprays - only wipe down with damp cloth or rub with dry cloth. (Do not use an abrasive cloth as it may scratch the plastic).

Do not use harsh chemical cleaners as these can break down the plastic and cause it to crack.

Push Button Switching

MEPBE Push Button, Electronic On/Off Switch, 3-wire

FEATURES

- Soft touch push button ON/ OFF switch.
- Blue LED indicates device status.
- Returns to OFF after loss of power.
- Compatible with a wide range of load types including wire wound transformers & fan motors.
- Compatible with Trader and Clipsal* Style wall plates.
- Multi-Way Switching when used in conjunction with the **MEPBMW** Multi-Way Remote Dimmer & ON/OFF Push Button.
- Supplied with MEBU Gloss White & Gloss Black buttons, suits Puma, Cougar & Flat Cat gloss finishes.

OPERATING CONDITIONS

- Operating Voltage: 230 – 240V a.c. 50Hz
- Maximum Load: 1200W / 500VA (see table below)
- Maximum Current Capacity: 5A
- Terminals: Screw Terminals suit 0.5mm² to 1.5mm² stranded cable (bootlace terminal recommended)
- Operating Temperature: 0 to +50 °C
- Compliance Standard: CISPR15, AS/NZS 3100, AS/NZS 60669.2.1

Note: Operation at temperature, voltage or load outside of the specifications may cause permanent damage to the unit.

LOAD COMPATIBILITY

LOAD TYPE	COMPATIBILITY
Incandescent / 240V Halogen	1200W
Fluorescent Tube with Electronic Ballast	500VA
Fluorescent Tube with Iron Core Ballast	500VA
Compact Fluorescent	500VA
Electronic Transformer	500VA
LED	500VA
Wirewound Transformer	500VA
Fan Motors	500VA
Heating Elements	1200W

WHITE, BLACK, SILVER, MATT WHITE & MATT BLACK BUTTONS AVAILABLE:

MEBUMW & MEBUMBK (curved button for Flat Cat),
MEBUC & MEBUCBK (flat button for Leopard and Snow Leopard),
MEBUCSV (flat button for Snow Leopard Silver finishes)
MEBUCMW & MEBUCMBK (flat button for Clouded Leopard matt finishes)



WIRING INSTRUCTIONS

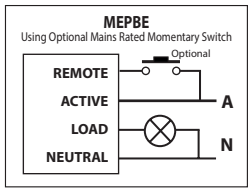

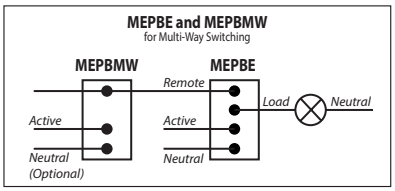

Catalogue Number	Description
MEPBE	Switch Mechanism Push Button Electronic ON OFF 3 Wire Master for MEPB Range Blue LED with White and Black Buttons for Flat Cat, Puma and Cougar
MEBUMW	Button Curved Profile for MEPBE MEPBMW DIMPBD Matt White Suits Flat Cat, Puma and Cougar
MEBUMBK	Button Curved Profile for MEPBE MEPBMBK DIMPBD Matt Black Suits Flat Cat, Puma and Cougar
MEBUC	Button Flat Profile for MEPBE MEPBMW DIMPBD White Suits Senoa Simple, Snow Leopard and Leopard
MEBUCBK	Button Flat Profile for MEPBE MEPBMW DIMPBD Black Suits Senoa Simple, Snow Leopard and Leopard
MEBUCMW	Button Flat Profile for MEPBE MEPBMW DIMPBD Matt White Suits Clouded Leopard
MEBUCMBK	Button Flat Profile for MEPBE MEPBMW DIMPBD Matt Black Suits Clouded Leopard

Certification Number:
GMA-517635-EA

GSM Electrical (Australia) Pty Ltd
Level 2, 142-144 Fullarton Road, Rose Park SA 5067
P: 1300 301 838 | E: service@gsme.com.au
www.gsme.com.au

100% AUSTRALIAN OWNED & OPERATED

2 Yr Warranty

MEPBMW

See current catalogue for further detail

BUTTON CAPS:
MEBUMW
MEBUMBK
MEBUC
MEBUCBK
MEBUCSV
MEBUCMW
MEBUCMBK

CAN BE USED IN CONJUNCTION WITH:
MEPBE Electronic Switch

DIMPBD Digital Switched Dimmer

*The Clipsal brand and associated products are Trademarks of Schneider Electric (Australia) Pty Ltd. and used for reference only.

Cleaning Guide:

Spraying cleaning products on to electrical products is not recommended.

It is important to ensure that switches are turned off before cleaning.

Do not use any cleaning sprays - only wipe down with damp cloth or rub with dry cloth. (Do not use an abrasive cloth as it may scratch the plastic).

Do not use harsh chemical cleaners as these can break down the plastic and cause it to crack.

Push Button Switching & Dimming

MEPBMW Push Button, Multi-Way Remote Dimming and On/Off Switching

The MEPBMW Remote Button enables Multi-Way dimming and ON/OFF switching with the **DIMPBD** Digital Dimmer. It can also be used in conjunction with MEPBE switch for Multi-Way ON/OFF control switching only.

An inbuilt LED indicator can be configured two ways by connecting Neutral to the MEPBMW:

1. The LED indicator can be permanently "ON".
2. Or "ON" while the button is pressed.

The MEPBMW will operate without neutral connected but the LED indicator will not function.

Multiple MEPBMW push button mechanisms can be connected in parallel to a single DIMPBD dimmer or a MEPBE electronic switch, provided the total length of the remote connection does not exceed 50 metres. It operates as a 'slave' button and provides full functionality to the master module that it is connected to.

LOAD COMPATIBILITY

- For use with MEPBE or DIMPBD mechs only (NOT FOR STANDALONE MAINS SWITCHING).

FEATURES

- Enables Multi-Way dimming and ON/OFF switching for DIMPBD Digital Dimmers.
- Enables Multi-Way ON/OFF switching for MEPBE Electronic Switches.
- Neutral not required for button only operation (no illumination).
- Optional LED Indicator operation requires Neutral.
- Suits Trader and Clipsal* style wall plates.
- Supplied with MEBU Gloss White & Gloss Black buttons, suits Puma, Cougar & Flat Cat gloss finishes.

OPERATING CONDITIONS

- Operating Voltage: 230 - 240Va.c. 50Hz.
- Power Rating: Based upon connected Dimmer or Electronic Switch.
- Connection Type: Flying leads with bootlace terminals.
- Operating Temperature: 0 to +50 °C.
- Compliance Standard: AS/NZS 60669.2.1, CISPR15.

Note: Operation at temperature, voltage or load outside of the specifications may cause permanent damage to the unit.

WHITE, BLACK, SILVER, MATT WHITE & MATT BLACK BUTTONS AVAILABLE:

MEBUMW & MEBUMBK (curved button for Flat Cat),
MEBUC & MEBUCBK (flat button for Leopard and Snow Leopard),
MEBUCSV (flat button for Snow Leopard Silver finishes)
MEBUCMW & MEBUCMBK (flat button for Clouded Leopard matt finishes)

WIRING INSTRUCTIONS

WIRING FOR LED AND BUTTON OPERATION - NEUTRAL PRESENT

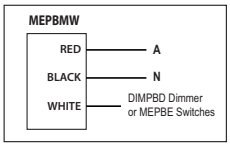

Figure 1: LED Indicator always ON

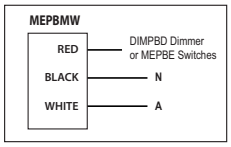

Figure 2: LED Indicator ON with button press

WIRING FOR BUTTON ONLY OPERATION - NO NEUTRAL REQUIRED

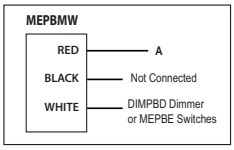

Figure 3: Button Only Operation (NO LED Indicator)

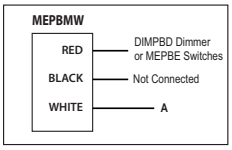

Figure 4: Button Only Operation (NO LED Indicator)

WIRING MULTIPLE REMOTE BUTTONS WITH DIMPBD DIMMERS

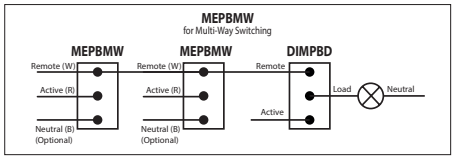

- Multiple Remote Buttons can be used, provided the total remote wiring length does not exceed 50 metres.
- Either LED ON or Button only wiring configurations can be used.

Certification Number:
GMA-516333-EA

GSM Electrical (Australia) Pty Ltd
Level 2, 142-144 Fullarton Road, Rose Park SA 5067
P: 1300 301 838 | E: service@gsme.com.au
www.gsme.com.au

100% AUSTRALIAN TRADER OWNED & OPERATED

2 Yr Warranty TRADER

MEERKAT™ TRADER®

MEPBEA

See current catalogue for further detail

BUTTON CAPS:
MEBUMW
MEBUMBK
MEBUC
MEBUCBK
MEBUCSV
MEBUCMW
MEBUCMBK

USED IN CONJUNCTION WITH:
MEPBMWA Push Button Multi-Way Remote Dimming and On/Off Switching

*The Clipsal brand and associated products are Trademarks of Schneider Electric (Australia) Pty Ltd. and used for reference only.

Cleaning Guide:

Spraying cleaning products on to electrical products is not recommended.

It is important to ensure that switches are turned off before cleaning.

Do not use any cleaning sprays - only wipe down with damp cloth or rub with dry cloth. (Do not use an abrasive cloth as it may scratch the plastic).

Do not use harsh chemical cleaners as these can break down the plastic and cause it to crack.

Push Button Switching

MEPBEA Push Button, Electronic On/Off Switch, 3-wire

FEATURES

- Soft touch push button ON/ OFF switch.
- Amber LED indicates device status.
- Returns to OFF after loss of power.
- Compatible with a wide range of load types including wire wound transformers & fan motors.
- Compatible with Trader and Clipsal* Style wall plates.
- Multi-Way Switching when used in conjunction with the **MEPBMWA** Multi-Way Remote Dimmer & ON/OFF Push Button.
- Supplied with MEBU Gloss White & Gloss Black buttons, suits Puma, Cougar & Flat Cat gloss finishes.

OPERATING CONDITIONS

- Operating Voltage: 230 – 240V a.c. 50Hz
- Maximum Load: 1200W / 500VA (see table below)
- Maximum Current Capacity: 5A
- Terminals: Screw Terminals suit 0.5mm² to 1.5mm² stranded cable (bootlace terminal recommended)
- Operating Temperature: 0 to +50 °C
- Compliance Standard: CISPR15, AS/NZS 3100, AS/NZS 60669.2.1

Note: Operation at temperature, voltage or load outside of the specifications may cause permanent damage to the unit.

LOAD COMPATIBILITY

LOAD TYPE	COMPATIBILITY
Incandescent / 240V Halogen	1200W
Fluorescent Tube with Electronic Ballast	500VA
Fluorescent Tube with Iron Core Ballast	500VA
Compact Fluorescent	500VA
Electronic Transformer	500VA
LED	500VA
Wirewound Transformer	500VA
Fan Motors	500VA
Heating Elements	1200W

WHITE, BLACK, SILVER, MATT WHITE & MATT BLACK BUTTONS AVAILABLE:

MEBUMW & MEBUMBK (curved button for Flat Cat),
MEBUC & MEBUCBK (flat button for Leopard and Snow Leopard),
MEBUCSV (flat button for Snow Leopard Silver finishes)
MEBUCMW & MEBUCMBK (flat button for Clouded Leopard matt finishes)



WIRING INSTRUCTIONS

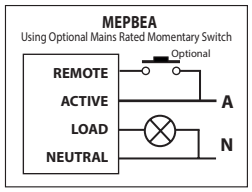

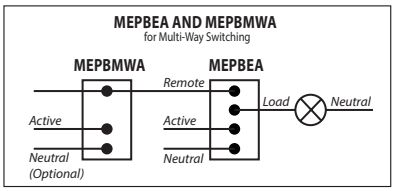

Catalogue Number	Description
MEPBEA	Switch Mechanism Push Button Electronic ON OFF 3 Wire Master for MEPB Range Amber LED with White and Black Buttons for Flat Cat, Puma and Cougar
MEBUMW	Button Curved Profile for MEPBE MEPBMW DIMPBD Matt White Suits Flat Cat, Puma and Cougar
MEBUMBK	Button Curved Profile for MEPBE MEPBMBK DIMPBD Matt Black Suits Flat Cat, Puma and Cougar
MEBUC	Button Flat Profile for MEPBE MEPBMW DIMPBD White Suits Senoa Simple, Snow Leopard and Leopard
MEBUCBK	Button Flat Profile for MEPBE MEPBMW DIMPBD Black Suits Senoa Simple, Snow Leopard and Leopard
MEBUCMW	Button Flat Profile for MEPBE MEPBMW DIMPBD Matt White Suits Clouded Leopard
MEBUCMBK	Button Flat Profile for MEPBE MEPBMW DIMPBD Matt Black Suits Clouded Leopard

Certification Number:
GMA-517635-EA

GSM Electrical (Australia) Pty Ltd
Level 2, 142-144 Fullarton Road, Rose Park SA 5067
P: 1300 301 838 | E: service@gsme.com.au
www.gsme.com.au

100% AUSTRALIAN OWNED & OPERATED

2 Yr Warranty

MEPBMWA

See current catalogue for further detail

BUTTON CAPS:
MEBUMW
MEBUMBK
MEBUC
MEBUCBK
MEBUCSV
MEBUCMW
MEBUCMBK

CAN BE USED IN CONJUNCTION WITH:
MEPBEA Electronic Switch

DIMPBDA Digital Switched Dimmer

*The Clipsal brand and associated products are Trademarks of Schneider Electric (Australia) Pty Ltd. and used for reference only.

Cleaning Guide:

Spraying cleaning products on to electrical products is not recommended.

It is important to ensure that switches are turned off before cleaning.

Do not use any cleaning sprays - only wipe down with damp cloth or rub with dry cloth. (Do not use an abrasive cloth as it may scratch the plastic).

Do not use harsh chemical cleaners as these can break down the plastic and cause it to crack.

Push Button Switching & Dimming

MEPBMWA Push Button, Multi-Way Remote Dimming and On/Off Switching

The MEPBMWA Remote Button enables Multi-Way dimming and ON/OFF switching with the **DIMPBDA** Digital Dimmer. It can also be used in conjunction with MEPBEA switch for Multi-Way ON/OFF control switching only.

An inbuilt LED indicator can be configured two ways by connecting Neutral to the MEPBMWA:

1. The LED indicator can be permanently "ON".
2. Or "ON" while the button is pressed.

The MEPBMWA will operate without neutral connected but the LED indicator will not function. Multiple MEPBMWA push button mechanisms can be connected in parallel to a single DIMPBDA dimmer or a MEPBE electronic switch, provided the total length of the remote connection does not exceed 50 metres. It operates as a 'slave' button and provides full functionality to the master module that it is connected to.

LOAD COMPATIBILITY

- For use with MEPBEA or DIMPBDA mechs only (NOT FOR STANDALONE MAINS SWITCHING).

FEATURES

- Enables Multi-Way dimming and ON/OFF switching for DIMPBDA Digital Dimmers.
- Enables Multi-Way ON/OFF switching for MEPBEA Electronic Switches.
- Neutral not required for button only operation (no illumination).
- Optional LED Indicator operation requires Neutral.
- Suits Trader and Clipsal* style wall plates.
- Supplied with MEBU Gloss White & Gloss Black buttons, suits Puma, Cougar & Flat Cat gloss finishes.

OPERATING CONDITIONS

- Operating Voltage: 230 - 240Va.c. 50Hz.
- Power Rating: Based upon connected Dimmer or Electronic Switch.
- Connection Type: Flying leads with bootlace terminals.
- Operating Temperature: 0 to +50 °C.
- Compliance Standard: AS/NZS 60669.2.1, CISPR15.

Note: Operation at temperature, voltage or load outside of the specifications may cause permanent damage to the unit.

WHITE, BLACK, SILVER, MATT WHITE & MATT BLACK BUTTONS AVAILABLE:

MEBUMW & MEBUMBK (curved button for Flat Cat),
MEBUC & MEBUCBK (flat button for Leopard and Snow Leopard),
MEBUCSV (flat button for Snow Leopard Silver finishes)
MEBUCMW & MEBUCMBK (flat button for Clouded Leopard matt finishes)

WIRING INSTRUCTIONS

WIRING FOR LED AND BUTTON OPERATION - NEUTRAL PRESENT

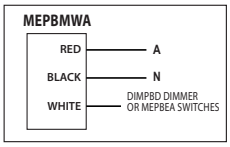

Figure 1: LED Indicator always ON

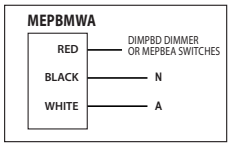

Figure 2: LED Indicator ON with button press

WIRING FOR BUTTON ONLY OPERATION - NO NEUTRAL REQUIRED

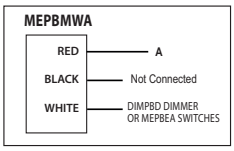

Figure 3: Button Only Operation (NO LED Indicator)

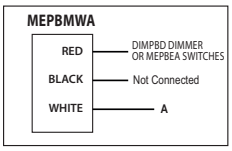

Figure 4: Button Only Operation (NO LED Indicator)

WIRING MULTIPLE REMOTE BUTTONS WITH DIMPBD DIMMERS

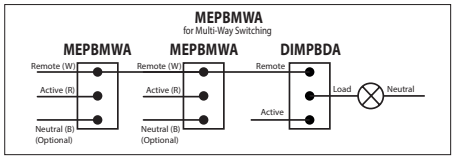

- Multiple Remote Buttons can be used, provided the total remote wiring length does not exceed 50 metres.
- Either LED ON or Button only wiring configurations can be used.

Certification Number:
GMA-516333-EA

GSM Electrical (Australia) Pty Ltd
Level 2, 142-144 Fullarton Road, Rose Park SA 5067
P: 1300 301 838 | E: service@gsme.com.au
www.gsme.com.au

100% AUSTRALIAN OWNED & OPERATED

2 Yr Warranty

MEID
MEPLUG
MEPLUGBK

See current catalogue for further detail

Aperture plug

MEID

- Removable Identification Plug Suitable For TRADER Series Switch plates.
- Clip in plug contains a removeable clear lens that provides protection of the inserted label marking (Customer specified)
- If customer using a small piece of card/film to create the label or a label maker, the size must fit 12.5mm square to fit the recess beneath the transparent window.
- Available colour: white



MEPLUG/BK

- Removable Plug Suitable For TRADER Series Switch plates.
- Available colour: white and black

Catalogue Number	Description
MEID	Aperture Plug with Identification ID Recess and Clear Lens
MEPLUG	Aperture Plug Blank White
MEPLUGBK	Aperture Plug Blank Black

Cleaning Guide:

Spraying cleaning products on to electrical products is not recommended.

It is important to ensure that switches are turned off before cleaning.

Do not use any cleaning sprays - only wipe down with damp cloth or rub with dry cloth. (Do not use an abrasive cloth as it may scratch the plastic).

Do not use harsh chemical cleaners as these can break down the plastic and cause it to crack.

GSM Electrical (Australia) Pty Ltd
Level 2, 142-144 Fullarton Road, Rose Park SA 5067
P: 1300 301 838 | E: service@gsme.com.au
www.gsme.com.au

MEERKAT™ TRADER®

MENLML

See current catalogue for further detail



Meerkat Nightlight Push Button Mech, Multi Level Control, 230-250V ac

Push-Button Multi-level nightlight for access areas, passageways, corridors, utility rooms.

Provides sufficient light to see outlines of objects.

Made compact for a reason:

- Fits all Trader apertures, switches and power points with removable extra switch mechanisms: Snow Leopard, Clouded leopard, Leopard, Puma, Flat Cat and Cougar ranges.
- Three levels of brightness, push-button activated:

  Level 1: (Press once)

  Brightness: 160 lux max (no lumens. Lumens cannot be measured due to light output too low)

  Light temperature: 1800-2000 K warm white

  Power: 250V 0.4W 0.00016A

  Level 2: (Press twice)

  Brightness: 440 lux max

  Light temperature: 1800-2000 K warm white

  Power: 250V 0.4W 0.0016A

  Level 3: (Press three times)

  Brightness: 800 lux max

  Light temperature: 1800-2000 K warm white

  Power: 230-250V 0.4W 0.0016A
- Original State, OFF: (Press four times)
- Standby Power in Original State, OFF: 250V 0.3W 0.0012A

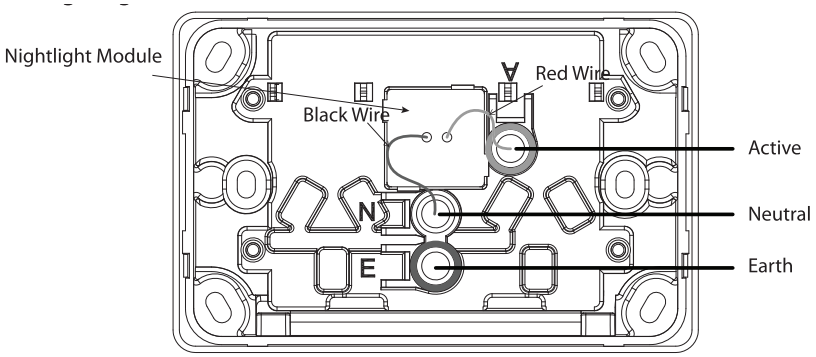



Cleaning Guide:

Spraying cleaning products on to electrical products is not recommended.

It is important to ensure that switches are turned off before cleaning.

Do not use any cleaning sprays - only wipe down with damp cloth or rub with dry cloth. (Do not use an abrasive cloth as it may scratch the plastic).

Do not use harsh chemical cleaners as these can break down the plastic and cause it to crack.

Catalogue Number	Description
MENLML	Nightlight Mechanism Push Button Multi Level Control 230V to 250V ac White

Certification Number:
GMA-511872

GSM Electrical (Australia) Pty Ltd
Level 2, 142-144 Fullarton Road, Rose Park SA 5067
P: 1300 301 838 | E: service@gsme.com.au
www.gsme.com.au

100% AUSTRALIAN OWNED & OPERATED TRADER

2 Yr Warranty TRADER

MEPIR360

See current catalogue for further detail



REPLACEMENT CAPS INCLUDED

Motion Sensor Passive Infrared Mechanism

ELECTRICAL SPECIFICATIONS	
Supply Voltage Range	220-240Va.c. 50Hz
Load Rating	1000W Incandescent
	250W LED's
	150W Fluorescent
	100W Fan/motor
Operating temp	Range 5°C - 40°C
Humidity	Indoor use only
Wire size	3 x 0.75mm²
TIMING AND LUX SPECIFICATIONS	
Minimum ON time	10 seconds
Maximum ON time	15 minutes
Lux range	2 – 2000 Lux
Field of view	100° Horizontal, 82° Vertical
Maximum range	5 metre

WIRING

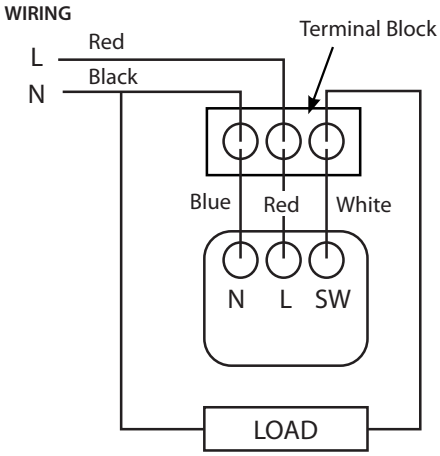

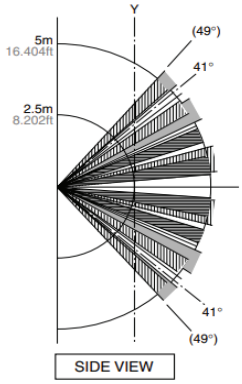

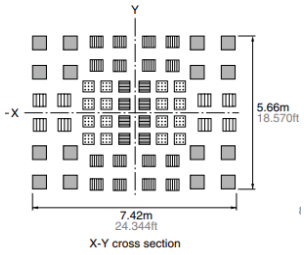

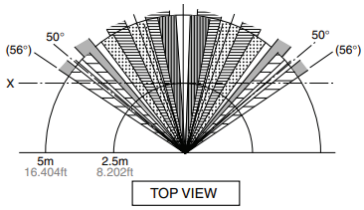

SETTING ADJUSTMENTS

Time:

- Turning the time dial counter-clockwise decreases the time to a minimum of 10 seconds.
- Turning the time dial clockwise increases the time to a maximum of 15 minutes.
- Ideal is around 10 minutes for most applications

Lux:

- Turning the Lux dial too far clockwise may cause the sensor to only operate in complete darkness
- Turning the Lux dial too far anti-clockwise the sensor to operate only in during daylight (factory-default setting)
- Ideal is to have the dial set around day rather than night

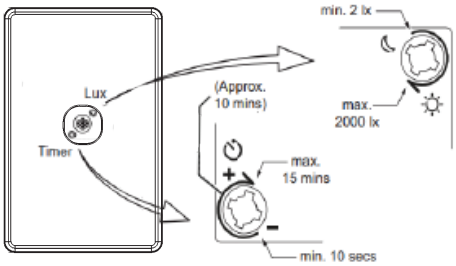

Catalogue Number	Description
MEPIR360	Motion Sensor Passive Infrared Mechanism 360 Degrees 6 Metre Detection for Clipping into Switch Plates

Cleaning Guide:

Spraying cleaning products on to electrical products is not recommended.

It is important to ensure that switches are turned off before cleaning.

Do not use any cleaning sprays - only wipe down with damp cloth or rub with dry cloth. (Do not use an abrasive cloth as it may scratch the plastic).

Do not use harsh chemical cleaners as these can break down the plastic and cause it to crack.

Certification Number:
GMA-529347

GSM Electrical (Australia) Pty Ltd
Level 2, 142-144 Fullarton Road, Rose Park SA 5067
P: 1300 301 838 | E: service@gsme.com.au
www.gsme.com.au

MEERKAT™

TRADER®

MEPBM
MEPBMBK
MEPBMMW
MEPBMMBK

See current catalogue for further detail

Meerkat Momentary Push Button

- 2 Amp 240V~
- This is a momentary push action switch. It makes contact when pushed in, and breaks contact when released. It does not have a snap action feel.
- Available with different print markings which can be ordered through the customer service team.
- Ideal for use in building / lighting control systems as an interface button.
- Suitable for use in all Trader switch plate ranges and most Clipsal* ranges too.
- Buttons can be labelled for identification. Contact TRADER for printing service.

MEPBM MEPBMMW MEPBMBK MEPBMMBK

*The Clipsal brand and associated products are Trademarks of Schneider Electric (Australia) Pty Ltd. and used for reference only.

Cleaning Guide:

Spraying cleaning products on to electrical products is not recommended.

It is important to ensure that switches are turned off before cleaning.

Do not use any cleaning sprays - only wipe down with damp cloth or rub with dry cloth. (Do not use an abrasive cloth as it may scratch the plastic).

Do not use harsh chemical cleaners as these can break down the plastic and cause it to crack.

Catalogue Number	Description
MEPBM	Switch Mechanism Momentary Push Button 2A 250V ac White
MEPBMBK	Switch Mechanism Momentary Push Button 2A 250V ac Matt White
MEPBMMW	Switch Mechanism Momentary Push Button 2A 250V ac Black
MEPBMMBK	Switch Mechanism Momentary Push Button 2A 250V ac Matt Black

Certification Number:
SAA-1730190-EA

GSM Electrical (Australia) Pty Ltd
Level 2, 142-144 Fullarton Road, Rose Park SA 5067
P: 1300 301 838 | E: service@gsme.com.au
www.gsme.com.au

100% AUSTRALIAN OWNED & OPERATED

10 Yr Warranty

MEERKAT™

TRADER®

MENRD
MENGR
MENOR
MENRD24
MENGR24
MENOR24

See current catalogue for further detail

Meerkat Range of Neon & LED Mechs

250V LED

- Colours available are Green, Orange (Amber) and Red.
- LED draw approximately 263mW at 250V.
- Neutral and Active can be connected to either terminal.
- Terminal bores of 4.1mm ø accommodate 4 x 1.5mm^2 or 3 x 2.5mm^2 cables
- Note: Inductive loads occasionally cause neons to glow in OFF position.
  To overcome this, may require a load corrector device.
- Identification for 250V shown on lens.
- LED only operates in AC conditions.

MENRD

MENGR

MENOR

24V

- Colours available are Green, Orange (Amber) and Red.
- Neutral and Active can be connected to either terminal.
- Terminal bores of 4.1mm ø accommodate 4 x 1.5mm^2 or 3 x 2.5mm^2 cables.
- Note: Inductive loads occasionally cause neons to glow in OFF position.
- 24 Volt ac LED are suitable for specific load signalling applications.
- 24V ac version shows 24V on lens as well as large label on base for identification.
- LED only operates in AC and DC conditions.
- 10 Year Warranty.

MENOR24

Catalogue Number	Description
MENGR	Neon Style LED Indicator Mechanism 250V ac Green
MENOR	Neon Style LED Indicator Mechanism 250V ac Orange
MENRD	Neon Style LED Indicator Mechanism 250V ac Red
MENGR24	Neon Indicator Mech 24V AC DC Green
MENOR24	Neon Indicator Mech 24V AC DC Orange
MENRD24	Neon Indicator Mech 24V AC DC Red

Cleaning Guide:

Spraying cleaning products on to electrical products is not recommended.

It is important to ensure that switches are turned off before cleaning.

Do not use any cleaning sprays - only wipe down with damp cloth or rub with dry cloth. (Do not use an abrasive cloth as it may scratch the plastic).

Do not use harsh chemical cleaners as these can break down the plastic and cause it to crack.

GSM Electrical (Australia) Pty Ltd
Level 2, 142-144 Fullarton Road, Rose Park SA 5067
P: 1300 301 838 | E: service@gsme.com.au
www.gsme.com.au

100% AUSTRALIAN TRADER OWNED & OPERATED

10 Yr Warranty TRADER

MERJ45PH8P4C

See current catalogue for further detail

Phone Jack Mech

- Approved to AS/CA S008
- Clips into standard plate aperture
- Terminates with the Krone#
- Has phone symbol on front of jack
- Contains four (4) contact termination points
- Colour: White



Cleaning Guide:

Spraying cleaning products on to electrical products is not recommended.

It is important to ensure that switches are turned off before cleaning.

Do not use any cleaning sprays - only wipe down with damp cloth or rub with dry cloth. (Do not use an abrasive cloth as it may scratch the plastic).

Do not use harsh chemical cleaners as these can break down the plastic and cause it to crack.

Catalogue Number	Description
MERJ45PH8P4C	Phone Jack RJ45 Cat 3 White

GSM Electrical (Australia) Pty Ltd
Level 2, 142-144 Fullarton Road, Rose Park SA 5067
P: 1300 301 838 | E: service@gsme.com.au
www.gsme.com.au

MEERKAT™

TRADER®

MERJ5CM
MERJ6CM
MERJ6CMBK
MERJ6ACM
MERJ6ACMBK
MERJCMTT
MERJCMTTRC

See current catalogue for further detail

Registered Cat6 and Cat5e Cable Clip Mech and Termination Tool

MERJ5CM - Cat5e Data Jack Clip in Mech

- Approved to AS/CA S008
- Clips into standard plate aperture
- Terminates with both the Krone# and 110 tools
- Colour: White

MERJ6CM - Cat6 Data Jack Clip in Mech



- Approved to AS/CA S008
- Clips into standard plate aperture
- Terminates with both the Krone# and 110 tools
- Colour: White and Black

MERJ6ACM - Cat6A Data Jack Clip Mech

- The MERJ6ACM registered jack (RJ-45 style) is perfect for ethernet connecting hardware applications in the office or at home and provides Cat 6A performance, capable of supporting data transfer rates up to 10Gbps at a maximum bandwidth of 500MHz.
- Tested in accordance and complies with AS/CA S008 2020
- Complies with IEC60603-7 section 5.7 connecting hardware, including plugs and sockets of all designs.
- Complies with IEC 60603-7 Clause 6.4.2 for Voltage proof where connecting hardware shall have dielectric withstand capability of 1.5kV for 60 s.
- Complies with IEC 60512, Test 4a for 1000 VDC or AC peak contact to all contacts.
- Complies with IEC 60512, Test 4a for 1500 VDC or AC peak all contact to shield.
- Terminates with both Krone & 110 tool style.
- Colour: White and Black.



#Krone is a registered trademark of Krone G.m.b.H

Cleaning Guide:

Spraying cleaning products on to electrical products is not recommended.

It is important to ensure that switches are turned off before cleaning.

Do not use any cleaning sprays - only wipe down with damp cloth or rub with dry cloth. (Do not use an abrasive cloth as it may scratch the plastic).

Do not use harsh chemical cleaners as these can break down the plastic and cause it to crack.

Catalogue Number	Description
MERJ5CM	Data Outlet RJ45 Jack Clip in Mechanism Cat 5E White
MERJ6CM	Data Outlet RJ45 Jack Clip in Mechanism Cat 6 White
MERJ6CMBK	Data Outlet RJ45 Jack Clip in Mechanism Cat 6 Black
MERJ6ACM	Data Outlet RJ45 Jack Clip in Mechanism Cat 6A White
MERJ6ACMBK	Data Outlet RJ45 Jack Clip in Mechanism Cat 6A Black

GSM Electrical (Australia) Pty Ltd
Level 2, 142-144 Fullarton Road, Rose Park SA 5067
P: 1300 301 838 | E: service@gsme.com.au
www.gsme.com.au

100% AUSTRALIAN OWNED & OPERATED TRADER

10 Yr Warranty TRADER

MEERKAT™

TRADER®

MERJ5CM
MERJ6CM
MERJ6CMBK
MERJ6ACM
MERJ6ACMBK
MERJCMTT
MERJCMTTRC

See current catalogue for further detail

Registered Cat6 and Cat5e Cable Clip Mech and Termination Tool

MERJCMTT - Termination Tool

- Suitable for termination for all Meerkat Cat5e, Cat6 and Cat6A Data Jack Mechs.
- Quick cable clip termination tool as shown in instructions.
  (Note: this model does not suite a Krone tool termination)
- Replacement cartridge available separately - MERJCMTTRC

Termination

STEP 1:
Strip no more than 1.5" (38mm) of the cable jacket from the end of the cable.

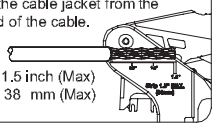

STEP 2:
Insert the wires into the IDCs until they are fixed, following the T568A/B color code. Then ensure that the wires do not extend beyond or above the dashed lines.

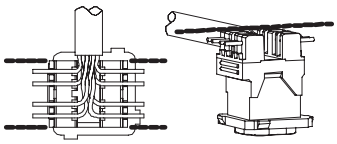

STEP 3 **(CAUTION)** :
Ensure that the screw on the bottom of the tool is correctly located for terminating Australian style (AUS) or Standard Keystone jacks (STD).
Use a Phillips #2 (PH2) screwdriver to move the screw to the required position, being sure to re-tighten the screw.

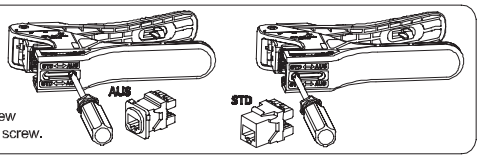

STEP 4:
Make sure the jack is fixed in position and then squeeze the tool to terminate the jack and cut the excess wires.

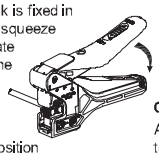

CAUTION :
Hold the jack in position until the termination is complete.

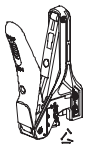

CAUTION :
After termination, make sure to remove the wire scraps via rotating or shaking the tool.

STEP 5 :
Place the termination cap on the jack and push on it until it is fully seated.
Then rotate the cable into position.

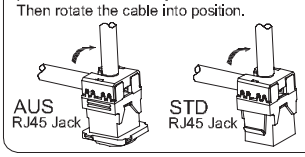

Replacing the cutting module

Use a slotted screw driver (SL6.5) to push out the cutting module as shown.

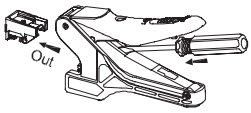

Then slide the new cutting module into the guide rails until it clicks.

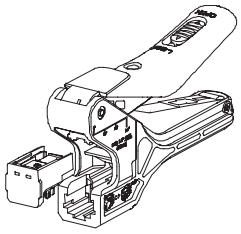

#Krone is a registered trademark of Krone G.m.b.H

Cleaning Guide:

Spraying cleaning products on to electrical products is not recommended.

It is important to ensure that switches are turned off before cleaning.

Do not use any cleaning sprays - only wipe down with damp cloth or rub with dry cloth. (Do not use an abrasive cloth as it may scratch the plastic).

Do not use harsh chemical cleaners as these can break down the plastic and cause it to crack.

Catalogue Number	Description
MERJ6ACM	Data Outlet RJ45 Jack Clip in Mechanism Cat 6A White
MERJ6ACMBK	Data Outlet RJ45 Jack Clip in Mechanism Cat 6A Black
MERJCMTT	Data Outlet Termination Tool for MERJ Series Clip-in Mechanism
MERJCMTTRC	Data Outlet Termination Tool MERJCMTT Replacement Cartridge

GSM Electrical (Australia) Pty Ltd
Level 2, 142-144 Fullarton Road, Rose Park SA 5067
P: 1300 301 838 | E: service@gsme.com.au
www.gsme.com.au

100% AUSTRALIAN TRADER OWNED & OPERATED

10 Yr Warranty TRADER

MEERKAT™ TRADER®

METVFPCM
METVFFCMFX
METVFFCMFXBK
METVFFA90FX

See current catalogue for further detail

Meerkat Range of TV Mechs

METVFPCM

- TV Socket F Type to PAL Modular Clip
- Clip in mechanism is made from UV stabilised polycarbonate to avoid discolouring to yellow
- Colour: White and Black

METVFFCMFX

- TV Socket, F to F Type Connection Modular Clip Foxtel Approved **F30561**
- Clip in mechanism is made from UV stabilised polycarbonate to avoid discolouring to yellow
- Colour: White and Black



METVFFA90FX

- TV Socket, F to F Type Connection Adapter 90° Foxtel Approved **F30573**

Cleaning Guide:

Spraying cleaning products on to electrical products is not recommended.

It is important to ensure that switches are turned off before cleaning.

Do not use any cleaning sprays - only wipe down with damp cloth or rub with dry cloth. (Do not use an abrasive cloth as it may scratch the plastic).

Do not use harsh chemical cleaners as these can break down the plastic and cause it to crack.

Catalogue Number	Description
METVFPCM	TV Socket F Type to PAL Modular Clip White
METVFPCMBK	TV Socket F Type to PAL Modular Clip Black
METVFFCMFX	TV Socket F to F Type Connection Modular Clip Foxtel Approved White
METVFFCMFXBK	TV Socket F to F Type Connection Modular Clip Foxtel Approved Black
METVFFA90FX	TV Socket F to F Type Connection Adaptor 90 Degrees Foxtel Approved

GSM Electrical (Australia) Pty Ltd
Level 2, 142-144 Fullarton Road, Rose Park SA 5067
P: 1300 301 838 | E: service@gsme.com.au
www.gsme.com.au

100% AUSTRALIAN TRADER OWNED & OPERATED

10 Yr Warranty TRADER

MEERKAT™

TRADER®

MEHDMI
MEHDMI2
MEHDMIA90FM

See current catalogue for further detail

Meerkat HDMI® Accessories

The Trader HDMI connectors and cables are manufactured and tested to meet HDMI 2.0 specifications, ensuring compatibility with previous HDMI versions.

HDMI Cable:

- 4K@60Hz resolution, with a bandwidth up to 18Gbps
- 28AWG thickness, 7.3mm diameter with a 0.6mm sheath
- Gold-plated copper connectors

MEHDMI

- HDMI Cable with 2 Fem Clips 18cm

MEHDMI2

- HDMI Cable with 2 Fem Clips 3m

HDMI Connector:

- HDMI 2.0 compatibility with support for 4K@60Hz
- Constructed from pure copper

MEHDMIA90FM

- HDMI Adaptor 90 Degree Female to Male Supports 4K Video

Additional Features:

- Supports up to 32 audio channels and a 1536kHz audio sample rate
- With 32 channels, HDMI can support highly detailed, multidimensional soundscapes, essential for formats like Dolby Atmos or DTS
- 1536kHz rate is extremely high, providing an exceptionally clear and detailed sound
- Allows dual video streams to multiple users on a single screen
- Enables multi-stream audio delivery for up to four users
- 21:9 wide-angle theatrical video aspect ratio support
- Dynamic synchronization of video and audio

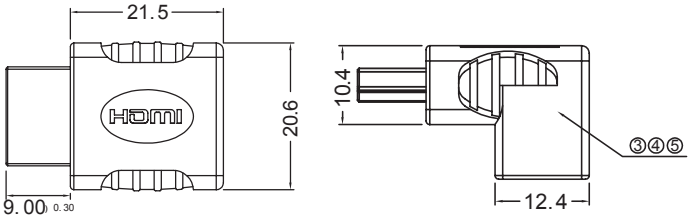

Catalogue Number	Description
MEHDMI	HDMI Cable with 2 Female Clips 18cm
MEHDMI2	HDMI Cable with 2 Detachable Female Clips 3m
MEHDMIA90FM	HDMI Adaptor 90 Degree Female to Male Supports 4K Video

Cleaning Guide:

Spraying cleaning products on to electrical products is not recommended.

It is important to ensure that switches are turned off before cleaning.

Do not use any cleaning sprays - only wipe down with damp cloth or rub with dry cloth. (Do not use an abrasive cloth as it may scratch the plastic).

Do not use harsh chemical cleaners as these can break down the plastic and cause it to crack.

GSM Electrical (Australia) Pty Ltd
Level 2, 142-144 Fullarton Road, Rose Park SA 5067
P: 1300 301 838 | E: service@gsme.com.au
www.gsme.com.au

100% AUSTRALIAN TRADER OWNED & OPERATED

10 Yr Warranty TRADER

MEERKAT™ TRADER®

METVBFM3790

See current catalogue for further detail



Meerkat TV Bracket, Full Motion to suit most 37-90 inch TVs

The METVBFM3790 offers heavy duty support for large TVs as well as the ability to swivel, allowing you to achieve any number of desired viewing angles.
The unit suits most TVs measuring between 37 inches and 90 inches.
It boasts a 65kg load rating and is VESA compatible.

Features and Benefits

- Suitable for most large TV's 37 - 90 inch
- Heavy duty 65kg load rating
- VESA Compatible: 200x200, 300x300, 400x200, 400x400, 600x400
- Built in level adjustment + or –3 degree
- Includes cable management
- Suitable for mounting on Solid Walls or Double Studs (406mm/450mm)

Specifications:

- Suits 37 – 90" Screen Size
- Max Weight Capacity 65kg
- Max VESA Size 600 x 400
- Profile 69 - 635mm
- Tilt Range +5° to –15°
- Swivel Range +60° to –60°
- Screen Level +3° to –3°
- Double Stud 406mm/450mm
- Product Weight 10.26kg

EXTRAS INCLUDED

Puma Double Power Point
PUPP2G

Puma Entertainment plate
PUENTP3G

Note:
Please check the weight and mounting hole distance of your TV before selecting a suitable mounting bracket.

Cleaning Guide:

Spraying cleaning products on to electrical products is not recommended.

It is important to ensure that switches are turned off before cleaning.

Do not use any cleaning sprays - only wipe down with damp cloth or rub with dry cloth. (Do not use an abrasive cloth as it may scratch the plastic).

Do not use harsh chemical cleaners as these can break down the plastic and cause it to crack.

Catalogue Number	Description
METVBFM3790	TV Bracket Full Motion Suits 37 to 90 inch Flat or Curved TV Max Weight 65 kg

GSM Electrical (Australia) Pty Ltd
Level 2, 142-144 Fullarton Road, Rose Park SA 5067
P: 1300 301 838 | E: service@gsme.com.au
www.gsme.com.au

100% AUSTRALIAN OWNED & OPERATED TRADER

10 Yr Warranty TRADER

Fan Controller + Capacitor

MEFC

MEFC2

Fan Controller (less capacitor)

MEFCM

Capacitor Only

MEFCCAP

MEFC2CAP

See current catalogue for further detail

Meerkat Fan Controllers

MEFC Fan Controller Capacitor: 1.6uF to 2.3uF 75VA capacitor 3 speed, 250V~ 3A M5
MEFC2 Fan Controller Capacitor: 1.8uF to 2.7uF 75VA capacitor, 3 speed, 250V~ 3A M5

The MEFC and MEFC2 fan controllers are set up for use with a wide range of existing ceiling fans. They clip into many Australian wall plates and look their best in the TRADER range. They also suit other plates in the market that use the common Clipsal* style aperture.

The design of the controllers suits standard layouts with the capacitor positioned below the mech and behind the wall plate. The two different capacitors provide speed control for the most common style of AC motors in the market.

Various knob finishes are available to suit replacement into different wall plate ranges.

Please note the fan controller knobs do not fit Clipsal* fan controller shafts, as there is a size difference.

Designed to be suitable for 75Watt fans.

Fan Controllers (less capacitor) and Capacitors are also available as spare parts, refer to table below.

MEFC
Supplied with standard white knob

MEFC2
Supplied with standard white knob

Example above shows Trader's Leopard Range (LESWPV1G) with MEFCKB standard white knob supplied

Alternative colours and knob finishes available:

MEFCKBMW
Matt White

MEFCKBFW
Feral White

MEFCKBBK
Black

MEFCKBMBK
Matt Black

Catalogue Number	Description
MEFC	Fan Controller 3 Speed with 1.6uF to 2.3uF 75VA Capacitor White
MEFC2	Fan Controller 3 Speed with 1.8uF to 2.7uF 75VA Capacitor White
MEFCM	Fan Controller Mechanism Less Capacitor 3 Speed 250V ac 3A M5 White
MEFCCAP	Capacitor 1.6uF to 2.3uF 75VA for MEFC Fan Controller 280V ac
MEFC2CAP	Capacitor 1.8uF to 2.7uF 75VA for MEFC2 Fan Controller 280V ac
MEFCKBBK	Fan Controller Knob Black
MEFCKBMW	Fan Controller Knob Matt White
MEFCKBMBK	Fan Controller Knob Matt Black

Certification Number:
GMA-506952-EA

*The Clipsal brand and associated products are registered trademarks of Schneider Electric (Australia) Pty Ltd. GSM Electrical (Australia) Pty Ltd, the TRADER brand and it's products, have no endorsement or affiliation with Schneider Electric Pty Ltd.

Cleaning Guide:

Spraying cleaning products on to electrical products is not recommended.

It is important to ensure that switches are turned off before cleaning.

Do not use any cleaning sprays - only wipe down with damp cloth or rub with dry cloth. (Do not use an abrasive cloth as it may scratch the plastic).

Do not use harsh chemical cleaners as these can break down the plastic and cause it to crack.

GSM Electrical (Australia) Pty Ltd
Level 2, 142-144 Fullarton Road, Rose Park SA 5067
P: 1300 301 838 | E: service@gsme.com.au
www.gsme.com.au

100% AUSTRALIAN OWNED & OPERATED

2 Yr Warranty

MELCD

See current catalogue for further detail

Meerkat Load Correction Device

- Stable dimming control: improved dimming performance and load stability across a wide range.
- Designed to work with 2-wire dimmers
- Ensures off-state: reduces flicker or dim glow when the load is off.
- Lowers minimum load constraints: enhanced compatilibty with low-powered, dimmable LED or CFL.

Operating Voltage Range	220-240V AC typical, 50Hz only.
Load Rating	450W for dimmable LED, 350W for dimmable CFL or rating of the dimmer (whichever is less).
Dimmer Types	Leading Edge, Trailing Edge or Universal.
Application	Indoor use only.
Ambient Operating Temperature Range	0° - 65°C. Product requires adequate ventilation.
Operating Humidity Range	5 - 95% relative humidity, non-condensing.
Regulatory Compliance Switches & Devices	IEC60669-2-1 2002 AMD1 and AMD2 2015 and IEC60669-1 2017 AS/NZS60669-1 2020 and AMD 1 2022 and AS 60669-2-1 2020
Regulatory Compliance Lighting	IEC CISPR15 emissions/ IEC 61547 immunity/ IEC 61347-2-11 Misc device for lighting/ IEC 61547-1/ AS/NZS IEC 61547. ROHS compliant.

Cleaning Guide:

Spraying cleaning products on to electrical products is not recommended.

It is important to ensure that switches are turned off before cleaning.

Do not use any cleaning sprays - only wipe down with damp cloth or rub with dry cloth. (Do not use an abrasive cloth as it may scratch the plastic).

Do not use harsh chemical cleaners as these can break down the plastic and cause it to crack.

Catalogue Number	Description
MELCD	Load Correction Device 450W Standalone with 2 Fly Leads for Dimmable CFL and LED Loads 220 240V ac 50Hz Ta Max 65 Degrees Celsius Non-polarized

GSM Electrical (Australia) Pty Ltd
Level 2, 142-144 Fullarton Road, Rose Park SA 5067
P: 1300 301 838 | E: service@gsme.com.au
www.gsme.com.au